



CTE-Learning that Works for Wake

Local Plan Update

WCPSS Board of Education - Student Achievement Committee

March 22, 2021





Presenters

CTE in WCPSS will graduate all students equipped to meet the needs of a globally diverse workplace/economy.

Drew Cook, Assistant Superintendent, Academics

Brian Pittman, Senior Director, High School Programs

Jo Anne Honeycutt, CTE Director



Agenda & Outcomes

- Review the CTE Local Plan
- Give an update on CTE performance
- Share the status of planned strategies
- Provide insight into new/updated strategies

CTE Local Application



- Required under the federal Perkins Act
- Submitted in May 2020
- Two year plan
- Full plan is available at <https://ccip.schools.nc.gov>



Major Components of the CTE Plan



Performance Indicators

- Enrollment
- Concentrators
- 8 areas for performance
- Data is based on state definitions

Local Needs Assessment

- Data collected from stakeholders
 - teachers
 - students
 - industry partners
 - economic forecasts
 - WCPSS student data

Narratives

- Plans for improving performance
- Strategies to improve areas noted in Needs Assessment



Performance Data Overview

118,466 CTE enrollments grades 6-13

- 64,193 Middle School
- 54,213 High School

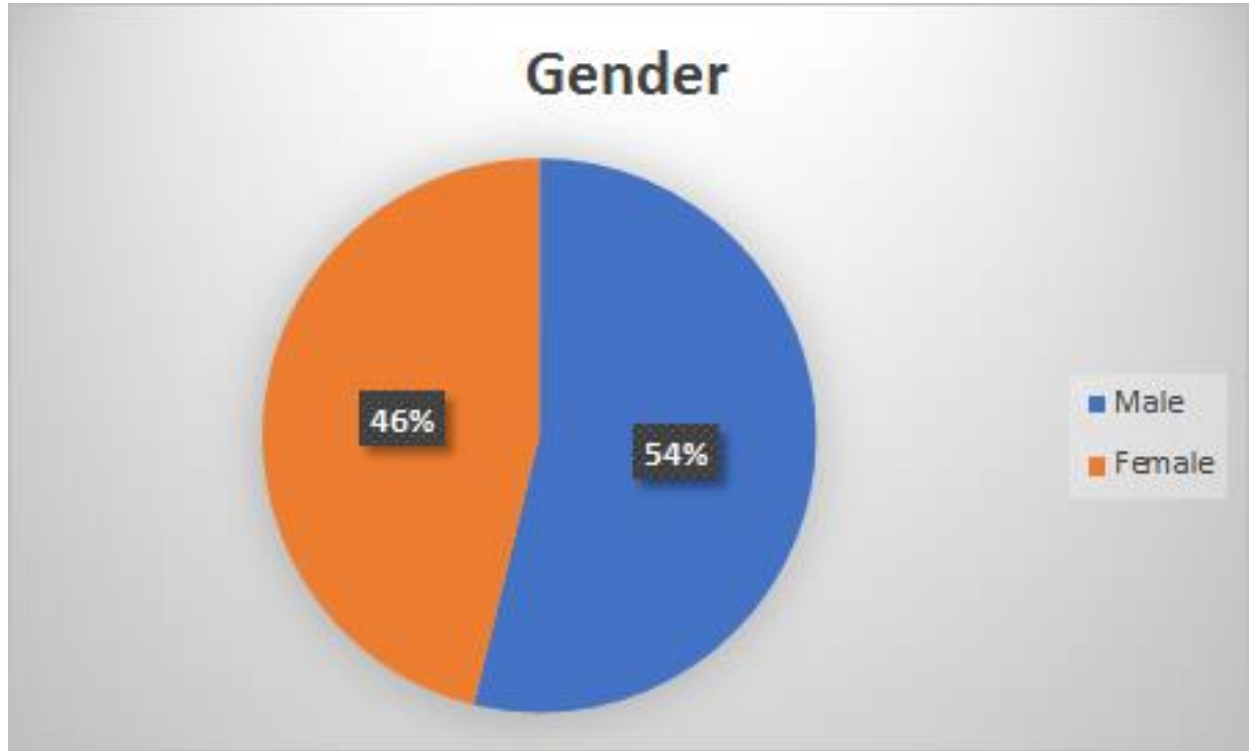
58,833 unique students grades 6-13

- 25,702 Middle School
- 32,883 High School



CTE Participants

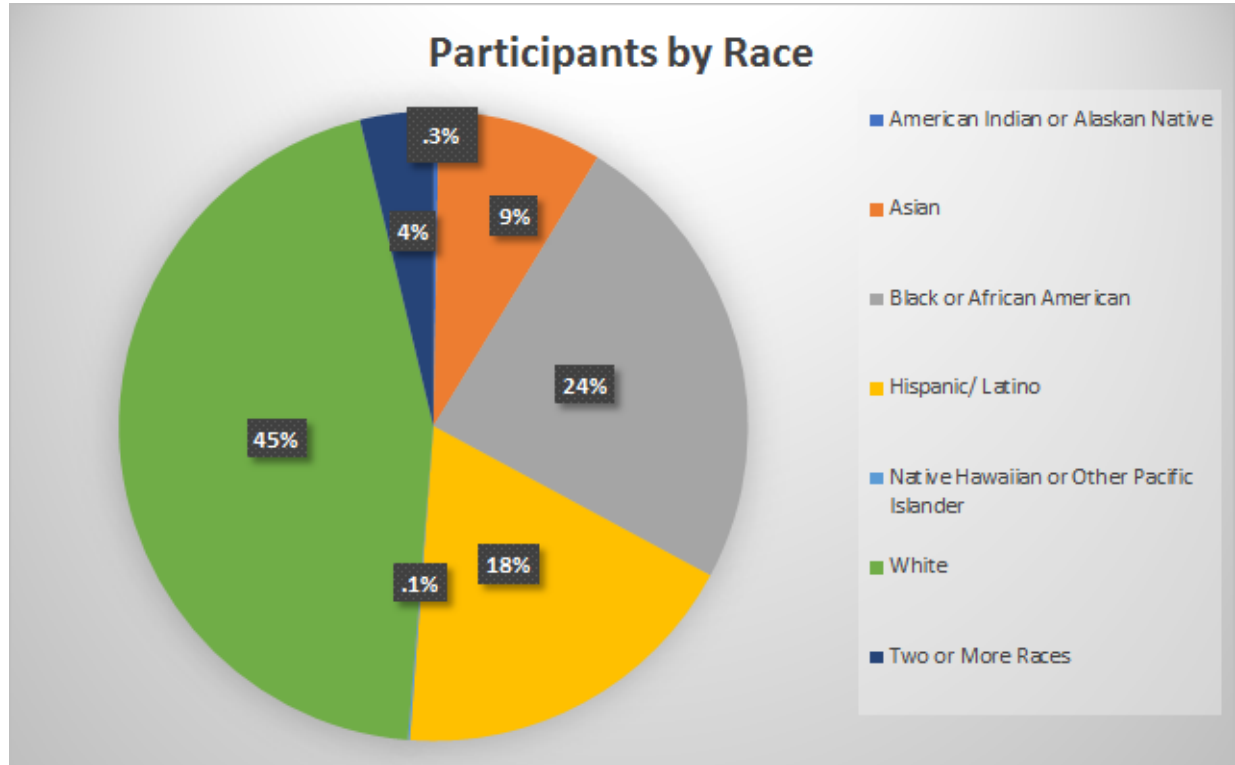
Slightly more males served than females



CTE Participants

CTE Participants

- Unduplicated
- Mirrors district demographic





CTE Participants



- 10% Students with Disabilities
- 5.6% English Language Learners
- 9.5% Non-Traditional Gender


Performance Data Overview

Indicator	2019-2020 Actual	Benchmark
Concentrator Graduation Rate	99.2%	98.6%
Academic Proficiency Reading	Not Available	71.45%
Academic Proficiency Mathematics	Not Available	61.85%
Academic Proficiency Science	Not Available	62.1%
Post-Secondary Placement	99.15%	94%
Non-Traditional Enrollment	Not Available	34.95%
Credential Attainment	24.3%	12.1%
Program Quality-Post-Assessment	Not Available	80.55%



CTE Concentrators

Benefits of Completing CTE Pathways



Students who complete a series of courses within a CTE Pathway are considered Concentrators

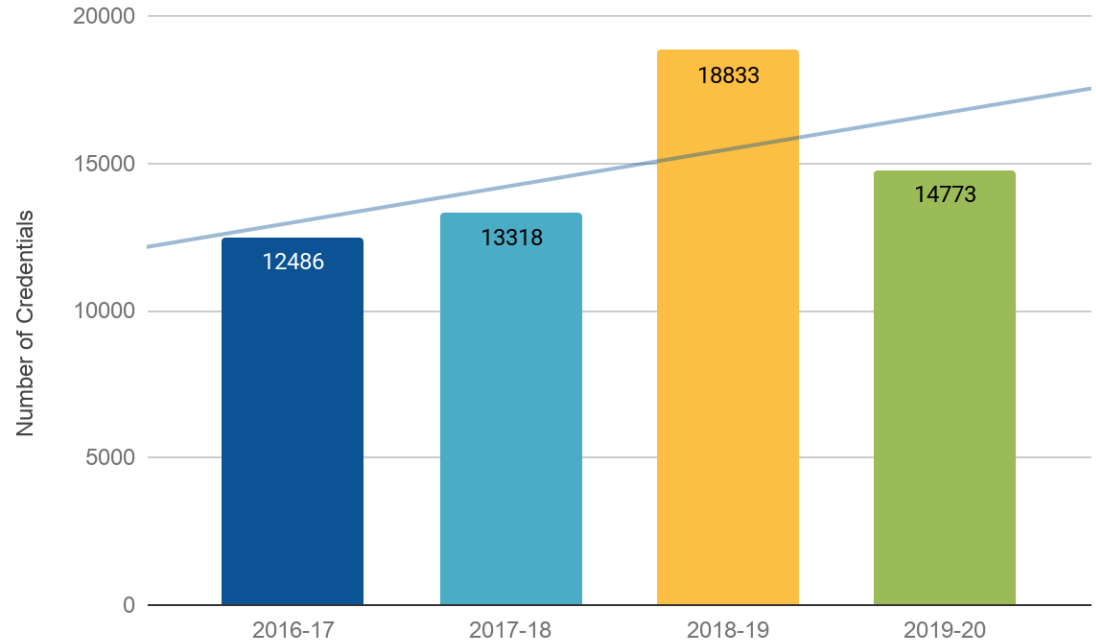
About 61% of WCPSS graduates earned concentrations

Performance Indicators

- 1S1: 99.2% graduation rate for CTE Concentrators
- 3S1: 99.15% placement rate for CTE Concentrators

Credential Data Trend

- Industry-recognized certificates such as
 - Adobe
 - MOS
 - Pharmacy Technician
 - NCCER
 - SAS, Python
- Positive trend
- Impact of the pandemic



Comprehensive Local Needs Assessment



Variety of data sources:

- Surveyed
 - CTE staff
 - Students
 - School leaders
- Business Partners
 - Business Alliance
- Labor market data and projections
- Historical performance data

School to Career Council reviewed data and provided recommendations/guidance for strategies.



Identified Needs



Evaluation of Performance

- Increase number of students who exit high school with credentials
- Increase integration of literacy, numeracy and science skills

Labor Market Alignment

Add/expand programs in:

- Project Management
- Biomedical, Mental Health
- Technology
- Trades (Auto, carpentry, plumbing, etc.)
- IT (Artificial Intelligence, programming/coding)
- Advanced Manufacturing (robotics)
- Analytics

Size, Scope, Quality

- Ensure Concentrator Courses are offered
- Increase performance of certain groups of students
- Ensure EVERY student participates in Major Clarity so that EVERY student has access to information about careers
- Increase percentage of students earning credentials
- Increase the number of student organization chapters at schools
- Increase the number of students who engage in CCP CTE pathways



Identified Needs



Career Pathways

- Systematic approach for reviewing and offering credentials of value aligned to pathways
- More opportunities and varied opportunities for work-based learning
- Better communication of career pathways to students and families

Recruitment/Retention

- Better/more integration with academic teachers
 - Project Based Learning
 - Literacy/Numeracy
- More teachers with the industry credentials

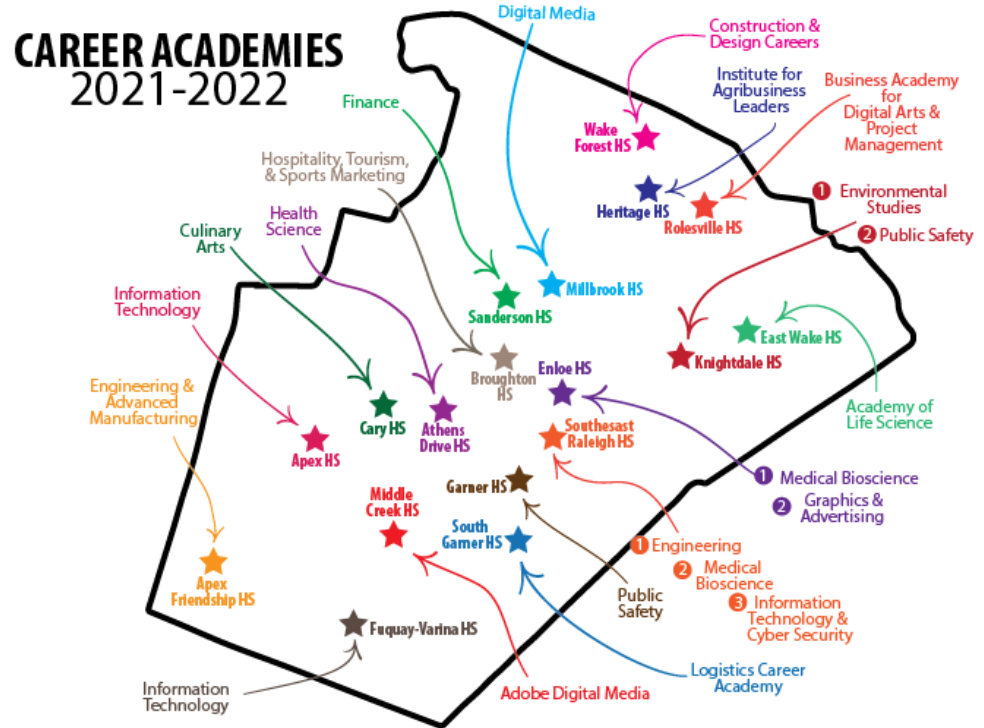
Equal Access

- More participation of Special Populations in work-based learning opportunities and CTSOs
- Increase performance for Special Populations
- Recruitment for diverse populations in Career Academies

Local Application Narrative/Strategies

Career Pathways

- 48 Pathways offered throughout WCPSS
 - Adding Logistics in 2021-22
- Expanding Career Academies
 - 2020-21 East Wake and Rolesville
 - 2021-22 South Garner



Current Status of Implementation

Strategy	Action Steps	Evaluation of Performance									Labor Market	Size Scope Quality	Career Pathways	Recruitment Retention Training	Equal Access
		Grad Rate	Reading	Math	Science	Placement	Non-traditional	Credential	Post-Assessment						
Continue implementation of Major Clarity	Expand to 8th graders	X				X	X				X		X		X
	Utilize additional features for HS staff	X				X	X				X		X		X
	Communication plan for families re pathways	X				X	X				X		X	X	X
Create and distribute Pathway collateral	district-wide materials	X				X	X				X		X		X
	validation from industry (KSA)	X				X	X				X		X		X
Reading Apprenticeship Training	Health Science and Agriculture PLTs	X	X			X								X	
Literacy/Numeracy Strategies	PLT meeting	X	X	X		X								X	
	Remote/concurrent teaching resources	X	X	X		X								X	
Special Populations Coordinators	Poverty training and support for EL and SWD		X											X	X
Expand Career Academies	Project Based Learning PL for Academy staff	X	X	X	X	X	X					X	X	X	X
Expand CTE programs	Health Science Sanderson High School				X	X					X	X	X		
	Health Science Middle Schools				X	X					X	X	X		
	After School EMT program				X	X					X	X	X		
	Logistics-2 programs 2021-22				X	X					X	X	X		
	Advanced Manufacturing 2021-22				X	X					X	X	X		
	Project Management expansion				X	X					X	X	X		

Current Status of Implementation

Strategy	Action Steps	Evaluation of Performance								Labor Market	Size Scope Quality	Career Pathways	Recruitment Retention Training	Equal Access
		Grad Rate	Reading	Math	Science	Placement	Non-traditional	Credential	Post-Assessment					
Support for Career Development activities	Full-time Career Academy Coordinators	X				X	X			X		X		X
	District events (Career Connections 2021)	X				X	X			X		X		X
	Non traditional professionals	X				X	X			X		X		X
Professional Learning for CTE Staff	Technical skills training					X		X	X	X	X	X	X	X
	Credential standards					X		X	X	X	X	X	X	X
	Administration of credentials					X		X	X	X	X	X	X	X
	Performance Based Measurements					X		X	X	X	X	X	X	X
Provide equipment/tools/ resources aligned to state and industry standards	Online resources for remote							X	X	X	X			
	Equipment updates/replacements							X	X	X	X			
Support CTSO engagement	Affiliate dues and student registration	X				X	X	X			X	X		X
	CTSO Advisor stipend	X				X	X	X			X	X		X
Increase work-based learning opportunities	CTE Staff Immersion	X				X					X	X		X
	Career development workshops	X				X					X	X		X
	CDC summer employment for internships	X				X					X	X		X
	Diversify and grow apprenticeships	X				X					X	X		X



Virtual Career Development Conference

- Career Development Sessions
- Industry booths representing all 16 career clusters
- 1,900 students involved
- 88 industry partners

New Ways of Teaching and Learning

- Virtual computing
- Online resources
 - Virtual reality
- Virtual PLTs
- Credential
 - Boot Camps
 - At home options
- Minecraft Coding Middle School pilot program
- Middle school health science program

Celebrations

Business Engagement

- Virtual visits
- Career Flip-Grids
- Virtual Truck Fair
- STEAM Career Expo
- Virtual College Fair
- "Day in the Life of" industry visits
- District C

Dialogue and Questions