

**WAKE COUNTY**  
**PUBLIC SCHOOL SYSTEM**

**Salary Schedules**  
**2021-2022**



# WAKE COUNTY PUBLIC SCHOOL SYSTEM

## 2021-2022 Salary Schedules Table of Contents

	<u>Page(s)</u>
<b>Index of Positions</b>	1-4
<b>Classroom Teachers</b>	
Bachelor's Degree ("A" License), Not National Board Certified	5
Bachelor's Degree ("A" License), AND National Board Certified	6
Master's Degree ("M" License), Not National Board Certified	7
Master's Degree ("M" License), AND National Board Certified	8
<b>Special Education Classroom Teachers</b>	
Bachelor's Degree ("A" License), Not National Board Certified	9
Bachelor's Degree ("A" License), AND National Board Certified	10
Master's Degree ("M" License), Not National Board Certified	11
Master's Degree ("M" License), AND National Board Certified	12
<b>Certified Instructional Support Staff</b>	
Guidance Counselors/Social Workers, Bachelor's Degree Certification	13
Guidance Counselors/Social Workers, Master's Degree Certification	14
Guidance Counselors, Master's Degree Certification AND National Board Certified	15
Psychologists	16
Speech Language Pathologists/ Audiologists	17
Occupational Therapists and Physical Therapists	18
<b>Daily Rates for Certified Staff</b>	
Classroom Teachers	19
Special Education Classroom Teachers	20
Certified Instructional Support Staff	21
<b>Assistant Principals</b>	
Elementary School, Traditional Calendar, Non-Magnet	22
Elementary School, Magnet, Traditional or Modified Calendar	23
Elementary School, Year-Round Calendar	24
Middle School, Traditional Calendar, Non-Magnet	25
Middle School, Magnet, Traditional or Modified Calendar	26
Middle School, Year-Round Calendar	27
High School, Traditional Calendar, Non-Magnet	28
High School, Magnet, Traditional or Modified Calendar	29
<b>Principals</b>	
Elementary School	30
Middle School	31
High School	32
State Principal Salary Schedule (reference only)	33
<b>Central Office and Technology</b>	
Central Services Administrator Bands	34
Technology Bands	35
<b>Bus Drivers and Bus Operations Team Leaders</b>	36
<b>Noncertified Employees</b>	
Noncertified Grades 16 - 30	36-50
<b>Miscellaneous</b>	
Substitute Daily and Hourly Rates	51
Before and After School Programs	52
Extra Duty Assignments	53-54
Tutor Rates and Additional Responsibilities Stipend	55
Local Supplement Summary	56



**WAKE COUNTY  
PUBLIC SCHOOL SYSTEM**

**Teachers/Certified Staff  
Salary Schedules  
2021-2022**



# WAKE COUNTY PUBLIC SCHOOL SYSTEM

## 2021-2022 Salary Schedules Table of Contents

	<u>Page(s)</u>
<b>Classroom Teachers</b>	
Bachelor's Degree ("A" License), Not National Board Certified	1
Bachelor's Degree ("A" License), AND National Board Certified	2
Master's Degree ("M" License), Not National Board Certified	3
Master's Degree ("M" License), AND National Board Certified	4
<b>Special Education Classroom Teachers</b>	
Bachelor's Degree ("A" License), Not National Board Certified	5
Bachelor's Degree ("A" License), AND National Board Certified	6
Master's Degree ("M" License), Not National Board Certified	7
Master's Degree ("M" License), AND National Board Certified	8
<b>Certified Instructional Support Staff</b>	
Guidance Counselors/Social Workers, Bachelor's Degree Certification	9
Guidance Counselors/Social Workers, Master's Degree Certification	10
Guidance Counselors, Master's Degree Certification AND National Board Certified	11
Psychologists	12
Speech Language Pathologists/ Audiologists	13
Occupational Therapists and Physical Therapists	14
<b>Daily Rates for Certified Staff</b>	
Classroom Teachers	15
Special Education Classroom Teachers	16
Certified Instructional Support Staff	17

**WAKE COUNTY PUBLIC SCHOOL SYSTEM**  
**2021-2022 Salary Schedule**  
**CLASSROOM TEACHERS - VOCATIONAL TEACHERS**

**Bachelor's Degree ("A" License), Not National Board Certified**

Years on License	Traditional Calendar Schools			Year-Round Schools			Annual 10 Month Salary
	State Base	Local Supplement	Total Salary	State Base	Local Supplement	Total Salary	
0	3,546.00	643.24	4,189.24	2,955.00	536.03	3,491.03	41,892.40
1	3,647.00	643.76	4,290.76	3,039.17	536.47	3,575.64	42,907.60
2	3,748.00	662.15	4,410.15	3,123.33	551.79	3,675.12	44,101.50
3	3,849.00	668.02	4,517.02	3,207.50	556.68	3,764.18	45,170.20
4	3,951.00	696.05	4,647.05	3,292.50	580.04	3,872.54	46,470.50
5	4,052.00	696.56	4,748.56	3,376.67	580.47	3,957.14	47,485.60
6	4,153.00	715.21	4,868.21	3,460.83	596.01	4,056.84	48,682.10
7	4,255.00	715.72	4,970.72	3,545.83	596.43	4,142.26	49,707.20
8	4,356.00	734.35	5,090.35	3,630.00	611.96	4,241.96	50,903.50
9	4,457.00	745.06	5,202.06	3,714.17	620.88	4,335.05	52,020.60
10	4,559.00	768.54	5,327.54	3,799.17	640.45	4,439.62	53,275.40
11	4,660.00	769.06	5,429.06	3,883.33	640.88	4,524.21	54,290.60
12	4,761.00	797.15	5,558.15	3,967.50	664.29	4,631.79	55,581.50
13	4,862.00	797.66	5,659.66	4,051.67	664.72	4,716.39	56,596.60
14	4,964.00	848.29	5,812.29	4,136.67	706.91	4,843.58	58,122.90
15	5,065.00	848.81	5,913.81	4,220.83	707.34	4,928.17	59,138.10
16	5,065.00	886.60	5,951.60	4,220.83	738.83	4,959.66	59,516.00
17	5,065.00	900.78	5,965.78	4,220.83	750.65	4,971.48	59,657.80
18	5,065.00	919.67	5,984.67	4,220.83	766.39	4,987.22	59,846.70
19	5,065.00	944.16	6,009.16	4,220.83	786.80	5,007.63	60,091.60
20	5,065.00	963.58	6,028.58	4,220.83	802.98	5,023.81	60,285.80
21	5,065.00	963.58	6,028.58	4,220.83	802.98	5,023.81	60,285.80
22	5,065.00	982.99	6,047.99	4,220.83	819.16	5,039.99	60,479.90
23	5,065.00	982.99	6,047.99	4,220.83	819.16	5,039.99	60,479.90
24	5,065.00	1,035.40	6,100.40	4,220.83	862.83	5,083.66	61,004.00
25	5,268.00	1,036.44	6,304.44	4,390.00	863.70	5,253.70	63,044.40
26	5,268.00	1,089.25	6,357.25	4,390.00	907.71	5,297.71	63,572.50
27	5,268.00	1,089.25	6,357.25	4,390.00	907.71	5,297.71	63,572.50
28	5,268.00	1,089.25	6,357.25	4,390.00	907.71	5,297.71	63,572.50
29	5,268.00	1,208.75	6,476.75	4,390.00	1,007.29	5,397.29	64,767.50
30	5,268.00	1,208.75	6,476.75	4,390.00	1,007.29	5,397.29	64,767.50
31+	5,268.00	1,261.88	6,529.88	4,390.00	1,051.57	5,441.57	65,298.80

Positions paid on this salary schedule:

- |  |   |
|--|---|
| <ul style="list-style-type: none"> <li>Athletic Director*</li> <li>Athletic Trainer*</li> <li>Behavior Support Coach</li> <li>Career Academy Career Development Coordinator</li> <li>Career Dev. Coordinator (if guidance cert. not held)</li> <li>Case Manager</li> <li>Classroom Teacher (excluding VIF)</li> <li>Coordinating Teacher</li> <li>Coordinator</li> <li>Coordinator - Curriculum Enhancement</li> <li>Digital Learning Coordinator</li> <li>Instructional Coach</li> <li>Instructional Facilitator</li> <li>Instructional Management Coordinator</li> <li>Instructional Specialist</li> </ul> | <ul style="list-style-type: none"> <li>Intervention Coordinator (if guidance certification not held)</li> <li>Lead Teacher (Central Services - paid 1 supplement rate higher)</li> <li>Literacy Coach</li> <li>MTSS Coach</li> <li>Other Professional</li> <li>Performance Assessment Specialist</li> <li>Ready to Learn Facilitator</li> <li>School Library Media Coordinator</li> <li>SEFEL Coach</li> <li>Special Populations Coordinator</li> <li>Teacher in Residence</li> <li>Teacher ROTC (Paid higher of Tot Salary above or Min. Instructor Pay/MIP)</li> <li>Teacher Trainer</li> <li>Technology Facilitator</li> </ul> |
|--|---|

\* Additional employment attached to primary assignment

**WAKE COUNTY PUBLIC SCHOOL SYSTEM**  
**2021-2022 Salary Schedule**  
**CLASSROOM TEACHERS - VOCATIONAL TEACHERS**

**Bachelor's Degree ("A" License) AND NATIONAL BOARD CERTIFICATION**

Years on License	Traditional Calendar Schools			Year-Round Schools			Annual
	State Base	Local Supplement	Total Salary	State Base	Local Supplement	Total Salary	10 Month Salary
0	-	-	-	-	-	-	-
1	-	-	-	-	-	-	-
2	-	-	-	-	-	-	-
3	4,311.00	758.77	5,069.77	3,592.50	632.31	4,224.81	50,697.70
4	4,425.00	779.65	5,204.65	3,687.50	649.71	4,337.21	52,046.50
5	4,538.00	780.23	5,318.23	3,781.67	650.19	4,431.86	53,182.30
6	4,651.00	801.10	5,452.10	3,875.83	667.58	4,543.41	54,521.00
7	4,766.00	801.68	5,567.68	3,971.67	668.07	4,639.74	55,676.80
8	4,879.00	822.55	5,701.55	4,065.83	685.46	4,751.29	57,015.50
9	4,992.00	834.53	5,826.53	4,160.00	695.44	4,855.44	58,265.30
10	5,106.00	860.84	5,966.84	4,255.00	717.37	4,972.37	59,668.40
11	5,219.00	861.42	6,080.42	4,349.17	717.85	5,067.02	60,804.20
12	5,332.00	892.88	6,224.88	4,443.33	744.07	5,187.40	62,248.80
13	5,445.00	893.46	6,338.46	4,537.50	744.55	5,282.05	63,384.60
14	5,560.00	950.17	6,510.17	4,633.33	791.81	5,425.14	65,101.70
15	5,673.00	950.74	6,623.74	4,727.50	792.28	5,519.78	66,237.40
16	5,673.00	993.08	6,666.08	4,727.50	827.57	5,555.07	66,660.80
17	5,673.00	1,008.94	6,681.94	4,727.50	840.78	5,568.28	66,819.40
18	5,673.00	1,030.11	6,703.11	4,727.50	858.43	5,585.93	67,031.10
19	5,673.00	1,057.54	6,730.54	4,727.50	881.28	5,608.78	67,305.40
20	5,673.00	1,079.28	6,752.28	4,727.50	899.40	5,626.90	67,522.80
21	5,673.00	1,079.28	6,752.28	4,727.50	899.40	5,626.90	67,522.80
22	5,673.00	1,101.02	6,774.02	4,727.50	917.52	5,645.02	67,740.20
23	5,673.00	1,101.02	6,774.02	4,727.50	917.52	5,645.02	67,740.20
24	5,673.00	1,159.65	6,832.65	4,727.50	966.38	5,693.88	68,326.50
25	5,900.00	1,160.80	7,060.80	4,916.67	967.33	5,884.00	70,608.00
26	5,900.00	1,220.03	7,120.03	4,916.67	1,016.69	5,933.36	71,200.30
27	5,900.00	1,220.03	7,120.03	4,916.67	1,016.69	5,933.36	71,200.30
28	5,900.00	1,220.03	7,120.03	4,916.67	1,016.69	5,933.36	71,200.30
29	5,900.00	1,353.91	7,253.91	4,916.67	1,128.26	6,044.93	72,539.10
30	5,900.00	1,353.91	7,253.91	4,916.67	1,128.26	6,044.93	72,539.10
31+	5,900.00	1,413.40	7,313.40	4,916.67	1,177.83	6,094.50	73,134.00

Positions paid on this salary schedule:

- Career Academy Career Development Coordinator
- Career Development Coordinator (if guidance certification not held)
- Classroom Teacher (excluding VIF and ROTC)
- Instructional Coach (Title I schools only)
- Literacy Coach (Title I schools only)

**WAKE COUNTY PUBLIC SCHOOL SYSTEM**  
**2021-2022 Salary Schedule**  
**CLASSROOM TEACHERS - VOCATIONAL TEACHERS**  
**Master's Degree ("M" License), Not National Board Certified**

Years on License	Traditional Calendar Schools			Year-Round Schools			Annual 10 Month Salary
	State Base	Local Supplement	Total Salary	State Base	Local Supplement	Total Salary	
0	3,901.00	727.51	4,628.51	3,250.83	606.26	3,857.09	46,285.10
1	4,012.00	728.07	4,740.07	3,343.33	606.73	3,950.06	47,400.70
2	4,123.00	748.85	4,871.85	3,435.83	624.04	4,059.87	48,718.50
3	4,234.00	755.49	4,989.49	3,528.33	629.58	4,157.91	49,894.90
4	4,346.00	786.90	5,132.90	3,621.67	655.75	4,277.42	51,329.00
5	4,457.00	787.47	5,244.47	3,714.17	656.23	4,370.40	52,444.70
6	4,568.00	808.54	5,376.54	3,806.67	673.78	4,480.45	53,765.40
7	4,681.00	809.10	5,490.10	3,900.83	674.25	4,575.08	54,901.00
8	4,792.00	830.18	5,622.18	3,993.33	691.82	4,685.15	56,221.80
9	4,903.00	841.93	5,744.93	4,085.83	701.61	4,787.44	57,449.30
10	5,015.00	868.58	5,883.58	4,179.17	723.82	4,902.99	58,835.80
11	5,126.00	869.14	5,995.14	4,271.67	724.28	4,995.95	59,951.40
12	5,237.00	900.90	6,137.90	4,364.17	750.75	5,114.92	61,379.00
13	5,348.00	901.47	6,249.47	4,456.67	751.23	5,207.90	62,494.70
14	5,460.00	958.02	6,418.02	4,550.00	798.35	5,348.35	64,180.20
15	5,572.00	958.59	6,530.59	4,643.33	798.83	5,442.16	65,305.90
16	5,572.00	1,001.30	6,573.30	4,643.33	834.42	5,477.75	65,733.00
17	5,572.00	1,017.21	6,589.21	4,643.33	847.68	5,491.01	65,892.10
18	5,572.00	1,038.57	6,610.57	4,643.33	865.48	5,508.81	66,105.70
19	5,572.00	1,065.51	6,637.51	4,643.33	887.93	5,531.26	66,375.10
20	5,572.00	1,087.43	6,659.43	4,643.33	906.19	5,549.52	66,594.30
21	5,572.00	1,087.43	6,659.43	4,643.33	906.19	5,549.52	66,594.30
22	5,572.00	1,109.35	6,681.35	4,643.33	924.46	5,567.79	66,813.50
23	5,572.00	1,109.35	6,681.35	4,643.33	924.46	5,567.79	66,813.50
24	5,572.00	1,167.42	6,739.42	4,643.33	972.85	5,616.18	67,394.20
25	5,795.00	1,168.56	6,963.56	4,829.17	973.80	5,802.97	69,635.60
26	5,795.00	1,227.38	7,022.38	4,829.17	1,022.82	5,851.99	70,223.80
27	5,795.00	1,227.38	7,022.38	4,829.17	1,022.82	5,851.99	70,223.80
28	5,795.00	1,227.38	7,022.38	4,829.17	1,022.82	5,851.99	70,223.80
29	5,795.00	1,358.84	7,153.84	4,829.17	1,132.37	5,961.54	71,538.40
30	5,795.00	1,358.84	7,153.84	4,829.17	1,132.37	5,961.54	71,538.40
31+	5,795.00	1,417.27	7,212.27	4,829.17	1,181.06	6,010.23	72,122.70

Positions paid on this salary schedule:

Athletic Director*	Lead Teacher (Central Services - paid 1 supplement rate higher)
Athletic Trainer*	Literacy Coach
Behavior Support Coach	MTSS Coach
Career Academy Career Development Coord.	Nurses-Certified
Career Dev. Coordinator (w/o guidance cert.)	Other Professional
Case Manager	Performance Assessment Specialist
Classroom Teacher (excluding VIF)	Ready to Learn Facilitator
Coordinating Teacher	School Library Media Coordinator
Coordinator	SEFEL Coach
Coordinator - Curriculum Enhancement	SEFEL Lead/Coordinator
Digital Learning Coordinator	Special Populations Coordinator
ESL Coach-PreK	Special Populations Instructional Support
Instructional Coach	Teacher in Residence
Instructional Facilitator	Teacher ROTC (Paid higher of Tot Salary above or Min. Instructor Pay/MIP)
Instructional Management Coordinator	Teacher Trainer
Instructional Specialist	Technology Facilitator
Intervention Coordinator (w/o guidance cert.)	

ADD: \$126 Per month for an earned advanced certification; \$253 per month for doctorate certification.

NOTE: Supplements paid for master's level teachers and coordinator positions are based on those whose master's are recognized by the State and paid according to the State Salary Schedule at the master's level. The state recognizes graduate degrees matching the area of assignment where at least one course was completed on or before August 1, 2013.

\* Additional employment attached to primary assignment

**WAKE COUNTY PUBLIC SCHOOL SYSTEM**  
**2021-2022 Salary Schedule**  
**CLASSROOM TEACHERS - VOCATIONAL TEACHERS**

**Master's Degree ("M" License), AND NATIONAL BOARD CERTIFICATION**

Years on License	Traditional Calendar Schools			Year-Round Schools			Annual 10 Month Salary
	State Base	Local Supplement	Total Salary	State Base	Local Supplement	Total Salary	
0	-	-	-	-	-	-	-
1	-	-	-	-	-	-	-
2	-	-	-	-	-	-	-
3	4,696.00	849.44	5,545.44	3,913.33	707.87	4,621.20	55,454.40
4	4,821.00	872.81	5,693.81	4,017.50	727.34	4,744.84	56,938.10
5	4,944.00	873.45	5,817.45	4,120.00	727.88	4,847.88	58,174.50
6	5,067.00	896.81	5,963.81	4,222.50	747.34	4,969.84	59,638.10
7	5,192.00	897.44	6,089.44	4,326.67	747.87	5,074.54	60,894.40
8	5,315.00	920.81	6,235.81	4,429.17	767.34	5,196.51	62,358.10
9	5,438.00	933.86	6,371.86	4,531.67	778.22	5,309.89	63,718.60
10	5,562.00	963.40	6,525.40	4,635.00	802.83	5,437.83	65,254.00
11	5,686.00	964.03	6,650.03	4,738.33	803.36	5,541.69	66,500.30
12	5,809.00	999.25	6,808.25	4,840.83	832.71	5,673.54	68,082.50
13	5,932.00	999.88	6,931.88	4,943.33	833.23	5,776.56	69,318.80
14	6,057.00	1,062.60	7,119.60	5,047.50	885.50	5,933.00	71,196.00
15	6,180.00	1,063.23	7,243.23	5,150.00	886.03	6,036.03	72,432.30
16	6,180.00	1,110.60	7,290.60	5,150.00	925.50	6,075.50	72,906.00
17	6,180.00	1,128.27	7,308.27	5,150.00	940.23	6,090.23	73,082.70
18	6,180.00	1,151.95	7,331.95	5,150.00	959.96	6,109.96	73,319.50
19	6,180.00	1,181.83	7,361.83	5,150.00	984.86	6,134.86	73,618.30
20	6,180.00	1,206.14	7,386.14	5,150.00	1,005.12	6,155.12	73,861.40
21	6,180.00	1,206.14	7,386.14	5,150.00	1,005.12	6,155.12	73,861.40
22	6,180.00	1,230.45	7,410.45	5,150.00	1,025.38	6,175.38	74,104.50
23	6,180.00	1,230.45	7,410.45	5,150.00	1,025.38	6,175.38	74,104.50
24	6,180.00	1,294.77	7,474.77	5,150.00	1,078.98	6,228.98	74,747.70
25	6,427.00	1,296.03	7,723.03	5,355.83	1,080.03	6,435.86	77,230.30
26	6,427.00	1,361.37	7,788.37	5,355.83	1,134.48	6,490.31	77,883.70
27	6,427.00	1,361.37	7,788.37	5,355.83	1,134.48	6,490.31	77,883.70
28	6,427.00	1,361.37	7,788.37	5,355.83	1,134.48	6,490.31	77,883.70
29	6,427.00	1,507.17	7,934.17	5,355.83	1,255.98	6,611.81	79,341.70
30	6,427.00	1,507.17	7,934.17	5,355.83	1,255.98	6,611.81	79,341.70
31+	6,427.00	1,571.97	7,998.97	5,355.83	1,309.98	6,665.81	79,989.70

Positions paid on this salary schedule:

- Career Academy Career Development Coordinator
- Career Development Coordinator (if guidance certification not held)
- Classroom Teacher (excluding VIF and ROTC)
- Instructional Coach (Title I Schools only)
- Literacy Coach (Title I schools only)
- MTSS Coach (Title I schools only)
- School Library Media Coordinator

ADD: \$126 Per month for an earned advanced certification; \$253 per month for doctorate certification.

NOTE: Supplements paid for master's level teachers and coordinator positions are based on those whose master's are recognized by the State and paid according to the State Salary Schedule at the master's level. The state recognizes graduate degrees matching the area of assignment where at least one course was completed on or before August 1, 2013.

**WAKE COUNTY PUBLIC SCHOOL SYSTEM**  
**2021-2022 Salary Schedule**  
**CLASSROOM TEACHERS - SPECIAL EDUCATION TEACHERS**  
**Bachelor's Degree ("A" License), Not National Board Certified**

Years on License	Traditional Calendar Schools			Year-Round Schools			Annual 10 Month Salary
	State Base	Local Supplement	Total Salary	State Base	Local Supplement	Total Salary	
0	3,546.00	670.43	4,216.43	2,955.00	558.69	3,513.69	42,164.30
1	3,647.00	670.94	4,317.94	3,039.17	559.12	3,598.29	43,179.40
2	3,748.00	690.10	4,438.10	3,123.33	575.08	3,698.41	44,381.00
3	3,849.00	696.20	4,545.20	3,207.50	580.17	3,787.67	45,452.00
4	3,951.00	725.01	4,676.01	3,292.50	604.18	3,896.68	46,760.10
5	4,052.00	725.54	4,777.54	3,376.67	604.62	3,981.29	47,775.40
6	4,153.00	744.95	4,897.95	3,460.83	620.79	4,081.62	48,979.50
7	4,255.00	745.47	5,000.47	3,545.83	621.23	4,167.06	50,004.70
8	4,356.00	764.88	5,120.88	3,630.00	637.40	4,267.40	51,208.80
9	4,457.00	775.57	5,232.57	3,714.17	646.31	4,360.48	52,325.70
10	4,559.00	800.03	5,359.03	3,799.17	666.69	4,465.86	53,590.30
11	4,660.00	800.55	5,460.55	3,883.33	667.13	4,550.46	54,605.50
12	4,761.00	829.79	5,590.79	3,967.50	691.49	4,658.99	55,907.90
13	4,862.00	830.32	5,692.32	4,051.67	691.93	4,743.60	56,923.20
14	4,964.00	882.11	5,846.11	4,136.67	735.09	4,871.76	58,461.10
15	5,065.00	882.62	5,947.62	4,220.83	735.52	4,956.35	59,476.20
16	5,065.00	921.97	5,986.97	4,220.83	768.31	4,989.14	59,869.70
17	5,065.00	936.73	6,001.73	4,220.83	780.61	5,001.44	60,017.30
18	5,065.00	956.40	6,021.40	4,220.83	797.00	5,017.83	60,214.00
19	5,065.00	980.89	6,045.89	4,220.83	817.41	5,038.24	60,458.90
20	5,065.00	1,001.08	6,066.08	4,220.83	834.23	5,055.06	60,660.80
21	5,065.00	1,001.08	6,066.08	4,220.83	834.23	5,055.06	60,660.80
22	5,065.00	1,021.26	6,086.26	4,220.83	851.05	5,071.88	60,862.60
23	5,065.00	1,021.26	6,086.26	4,220.83	851.05	5,071.88	60,862.60
24	5,065.00	1,074.24	6,139.24	4,220.83	895.20	5,116.03	61,392.40
25	5,268.00	1,075.27	6,343.27	4,390.00	896.06	5,286.06	63,432.70
26	5,268.00	1,129.08	6,397.08	4,390.00	940.90	5,330.90	63,970.80
27	5,268.00	1,129.08	6,397.08	4,390.00	940.90	5,330.90	63,970.80
28	5,268.00	1,129.08	6,397.08	4,390.00	940.90	5,330.90	63,970.80
29	5,268.00	1,248.59	6,516.59	4,390.00	1,040.49	5,430.49	65,165.90
30	5,268.00	1,248.59	6,516.59	4,390.00	1,040.49	5,430.49	65,165.90
31+	5,268.00	1,301.71	6,569.71	4,390.00	1,084.76	5,474.76	65,697.10

Positions paid on this salary schedule apply to individuals serving in Special Education Program Services:

Assistive Tech. Specialist (w/o SLP cert.)  
Athletic Director\*  
Athletic Trainer\*  
Behavior Specialist  
Case Manager  
Classroom Teacher (excluding VIF and ROTC)  
Coordinator  
Coordinating Teacher

Instructional Coach  
Instructional Facilitator  
Instructional Specialist  
Lead Assistive Technology Specialist  
Lead Teacher (Central Services - paid 1 supplement rate higher)  
Performance Assessment Specialist  
Teacher Trainer

\* Additional employment attached to primary assignment

**WAKE COUNTY PUBLIC SCHOOL SYSTEM**  
**2021-2022 Salary Schedule**  
**CLASSROOM TEACHERS - SPECIAL EDUCATION TEACHERS**

**Bachelor's Degree ("A" License) AND NATIONAL BOARD CERTIFICATION**

Years on License	Traditional Calendar Schools			Year-Round Schools			Annual
	State Base	Local Supplement	Total Salary	State Base	Local Supplement	Total Salary	10 Month Salary
0	-	-	-	-	-	-	-
1	-	-	-	-	-	-	-
2	-	-	-	-	-	-	-
3	4,311.00	790.35	5,101.35	3,592.50	658.63	4,251.13	51,013.50
4	4,425.00	812.09	5,237.09	3,687.50	676.74	4,364.24	52,370.90
5	4,538.00	812.68	5,350.68	3,781.67	677.23	4,458.90	53,506.80
6	4,651.00	834.42	5,485.42	3,875.83	695.35	4,571.18	54,854.20
7	4,766.00	835.00	5,601.00	3,971.67	695.83	4,667.50	56,010.00
8	4,879.00	856.74	5,735.74	4,065.83	713.95	4,779.78	57,357.40
9	4,992.00	868.71	5,860.71	4,160.00	723.93	4,883.93	58,607.10
10	5,106.00	896.10	6,002.10	4,255.00	746.75	5,001.75	60,021.00
11	5,219.00	896.69	6,115.69	4,349.17	747.24	5,096.41	61,156.90
12	5,332.00	929.46	6,261.46	4,443.33	774.55	5,217.88	62,614.60
13	5,445.00	930.02	6,375.02	4,537.50	775.02	5,312.52	63,750.20
14	5,560.00	988.04	6,548.04	4,633.33	823.37	5,456.70	65,480.40
15	5,673.00	988.62	6,661.62	4,727.50	823.85	5,551.35	66,616.20
16	5,673.00	1,032.68	6,705.68	4,727.50	860.57	5,588.07	67,056.80
17	5,673.00	1,049.21	6,722.21	4,727.50	874.34	5,601.84	67,222.10
18	5,673.00	1,071.25	6,744.25	4,727.50	892.71	5,620.21	67,442.50
19	5,673.00	1,098.68	6,771.68	4,727.50	915.57	5,643.07	67,716.80
20	5,673.00	1,121.29	6,794.29	4,727.50	934.41	5,661.91	67,942.90
21	5,673.00	1,121.29	6,794.29	4,727.50	934.41	5,661.91	67,942.90
22	5,673.00	1,143.91	6,816.91	4,727.50	953.26	5,680.76	68,169.10
23	5,673.00	1,143.91	6,816.91	4,727.50	953.26	5,680.76	68,169.10
24	5,673.00	1,203.14	6,876.14	4,727.50	1,002.62	5,730.12	68,761.40
25	5,900.00	1,204.30	7,104.30	4,916.67	1,003.58	5,920.25	71,043.00
26	5,900.00	1,264.66	7,164.66	4,916.67	1,053.88	5,970.55	71,646.60
27	5,900.00	1,264.66	7,164.66	4,916.67	1,053.88	5,970.55	71,646.60
28	5,900.00	1,264.66	7,164.66	4,916.67	1,053.88	5,970.55	71,646.60
29	5,900.00	1,398.52	7,298.52	4,916.67	1,165.43	6,082.10	72,985.20
30	5,900.00	1,398.52	7,298.52	4,916.67	1,165.43	6,082.10	72,985.20
31+	5,900.00	1,458.01	7,358.01	4,916.67	1,215.01	6,131.68	73,580.10

Positions paid on this salary schedule apply to individuals serving in Special Education Program Services:

Classroom Teacher (excluding VIF and ROTC)  
Lead Assistive Technology Specialist

**WAKE COUNTY PUBLIC SCHOOL SYSTEM**  
**2021-2022 Salary Schedule**  
**CLASSROOM TEACHERS - SPECIAL EDUCATION TEACHERS**  
**Master's Degree ("M" License), Not National Board Certified**

Years on License	Traditional Calendar Schools			Year-Round Schools			Annual
	State Base	Local Supplement	Total Salary	State Base	Local Supplement	Total Salary	10 Month Salary
0	3,901.00	757.40	4,658.40	3,250.83	631.17	3,882.00	46,584.00
1	4,012.00	757.96	4,769.96	3,343.33	631.63	3,974.96	47,699.60
2	4,123.00	779.60	4,902.60	3,435.83	649.67	4,085.50	49,026.00
3	4,234.00	786.50	5,020.50	3,528.33	655.42	4,183.75	50,205.00
4	4,346.00	818.76	5,164.76	3,621.67	682.30	4,303.97	51,647.60
5	4,457.00	819.32	5,276.32	3,714.17	682.77	4,396.94	52,763.20
6	4,568.00	841.25	5,409.25	3,806.67	701.04	4,507.71	54,092.50
7	4,681.00	841.82	5,522.82	3,900.83	701.52	4,602.35	55,228.20
8	4,792.00	863.74	5,655.74	3,993.33	719.78	4,713.11	56,557.40
9	4,903.00	875.51	5,778.51	4,085.83	729.59	4,815.42	57,785.10
10	5,015.00	903.22	5,918.22	4,179.17	752.68	4,931.85	59,182.20
11	5,126.00	903.80	6,029.80	4,271.67	753.17	5,024.84	60,298.00
12	5,237.00	936.82	6,173.82	4,364.17	780.68	5,144.85	61,738.20
13	5,348.00	937.38	6,285.38	4,456.67	781.15	5,237.82	62,853.80
14	5,460.00	995.23	6,455.23	4,550.00	829.36	5,379.36	64,552.30
15	5,572.00	995.80	6,567.80	4,643.33	829.83	5,473.16	65,678.00
16	5,572.00	1,040.22	6,612.22	4,643.33	866.85	5,510.18	66,122.20
17	5,572.00	1,056.78	6,628.78	4,643.33	880.65	5,523.98	66,287.80
18	5,572.00	1,078.99	6,650.99	4,643.33	899.16	5,542.49	66,509.90
19	5,572.00	1,105.91	6,677.91	4,643.33	921.59	5,564.92	66,779.10
20	5,572.00	1,128.69	6,700.69	4,643.33	940.58	5,583.91	67,006.90
21	5,572.00	1,128.69	6,700.69	4,643.33	940.58	5,583.91	67,006.90
22	5,572.00	1,151.47	6,723.47	4,643.33	959.56	5,602.89	67,234.70
23	5,572.00	1,151.47	6,723.47	4,643.33	959.56	5,602.89	67,234.70
24	5,572.00	1,210.12	6,782.12	4,643.33	1,008.43	5,651.76	67,821.20
25	5,795.00	1,211.27	7,006.27	4,829.17	1,009.39	5,838.56	70,062.70
26	5,795.00	1,271.21	7,066.21	4,829.17	1,059.34	5,888.51	70,662.10
27	5,795.00	1,271.21	7,066.21	4,829.17	1,059.34	5,888.51	70,662.10
28	5,795.00	1,271.21	7,066.21	4,829.17	1,059.34	5,888.51	70,662.10
29	5,795.00	1,402.67	7,197.67	4,829.17	1,168.89	5,998.06	71,976.70
30	5,795.00	1,402.67	7,197.67	4,829.17	1,168.89	5,998.06	71,976.70
31+	5,795.00	1,461.09	7,256.09	4,829.17	1,217.58	6,046.75	72,560.90

Positions paid on this salary schedule apply to individuals serving in Special Education Program Services:

- |  |   |
|--|---|
| Athletic Director*                         | Instructional Coach   |
| Assistive Tech. Specialist (w/o SLP cert.) | Instructional Facilitator                                       |
| Athletic Trainer*                          | Instructional Specialist  |
| Behavior Specialist                        | Lead Assistive Technology Specialist                            |
| Case Manager                               | Lead Teacher (Central Services - paid 1 supplement rate higher) |
| Classroom Teacher (excluding VIF and ROTC) | Performance Assessment Specialist                               |
| Coordinator                                | Teacher Trainer   |
| Coordinating Teacher                       |   |

ADD: \$126 Per month for an earned advanced certification; \$253 per month for doctorate certification.

NOTE: Supplements paid for master's level teachers and coordinator positions are based on those whose master's are recognized by the State and paid according to the State Salary Schedule at the master's level. The state recognizes graduate degrees matching the area of assignment where at least one course was completed on or before August 1, 2013.

\* Additional employment attached to primary assignment

**WAKE COUNTY PUBLIC SCHOOL SYSTEM**  
**2021-2022 Salary Schedule**  
**CLASSROOM TEACHERS - SPECIAL EDUCATION TEACHERS**

**Master's Degree ("M" License), AND NATIONAL BOARD CERTIFICATION**

Years on License	Traditional Calendar Schools			Year-Round Schools			Annual
	State Base	Local Supplement	Total Salary	State Base	Local Supplement	Total Salary	10 Month Salary
0	-	-	-	-	-	-	-
1	-	-	-	-	-	-	-
2	-	-	-	-	-	-	-
3	4,696.00	883.84	5,579.84	3,913.33	736.53	4,649.86	55,798.40
4	4,821.00	908.15	5,729.15	4,017.50	756.79	4,774.29	57,291.50
5	4,944.00	908.78	5,852.78	4,120.00	757.32	4,877.32	58,527.80
6	5,067.00	933.10	6,000.10	4,222.50	777.58	5,000.08	60,001.00
7	5,192.00	933.74	6,125.74	4,326.67	778.12	5,104.79	61,257.40
8	5,315.00	958.05	6,273.05	4,429.17	798.38	5,227.55	62,730.50
9	5,438.00	971.09	6,409.09	4,531.67	809.24	5,340.91	64,090.90
10	5,562.00	1,001.83	6,563.83	4,635.00	834.86	5,469.86	65,638.30
11	5,686.00	1,002.45	6,688.45	4,738.33	835.38	5,573.71	66,884.50
12	5,809.00	1,039.10	6,848.10	4,840.83	865.92	5,706.75	68,481.00
13	5,932.00	1,039.72	6,971.72	4,943.33	866.43	5,809.76	69,717.20
14	6,057.00	1,103.86	7,160.86	5,047.50	919.88	5,967.38	71,608.60
15	6,180.00	1,104.49	7,284.49	5,150.00	920.41	6,070.41	72,844.90
16	6,180.00	1,153.75	7,333.75	5,150.00	961.46	6,111.46	73,337.50
17	6,180.00	1,172.13	7,352.13	5,150.00	976.78	6,126.78	73,521.30
18	6,180.00	1,196.77	7,376.77	5,150.00	997.31	6,147.31	73,767.70
19	6,180.00	1,226.65	7,406.65	5,150.00	1,022.21	6,172.21	74,066.50
20	6,180.00	1,251.90	7,431.90	5,150.00	1,043.25	6,193.25	74,319.00
21	6,180.00	1,251.90	7,431.90	5,150.00	1,043.25	6,193.25	74,319.00
22	6,180.00	1,277.17	7,457.17	5,150.00	1,064.31	6,214.31	74,571.70
23	6,180.00	1,277.17	7,457.17	5,150.00	1,064.31	6,214.31	74,571.70
24	6,180.00	1,342.13	7,522.13	5,150.00	1,118.44	6,268.44	75,221.30
25	6,427.00	1,343.39	7,770.39	5,355.83	1,119.49	6,475.32	77,703.90
26	6,427.00	1,409.97	7,836.97	5,355.83	1,174.98	6,530.81	78,369.70
27	6,427.00	1,409.97	7,836.97	5,355.83	1,174.98	6,530.81	78,369.70
28	6,427.00	1,409.97	7,836.97	5,355.83	1,174.98	6,530.81	78,369.70
29	6,427.00	1,555.79	7,982.79	5,355.83	1,296.49	6,652.32	79,827.90
30	6,427.00	1,555.79	7,982.79	5,355.83	1,296.49	6,652.32	79,827.90
31+	6,427.00	1,620.59	8,047.59	5,355.83	1,350.49	6,706.32	80,475.90

Positions paid on this salary schedule apply to individuals serving in Special Education Program Services:

Classroom Teacher (excluding VIF and ROTC)  
Lead Assistive Technology Specialist

ADD: \$126 Per month for an earned advanced certification; \$253 per month for doctorate certification.

NOTE: Supplements paid for master's level teachers and coordinator positions are based on those whose master's are recognized by the State and paid according to the State Salary Schedule at the master's level. The state recognizes graduate degrees matching the area of assignment where at least one course was completed on or before August 1, 2013.

**WAKE COUNTY PUBLIC SCHOOL SYSTEM**  
**2021-2022 Salary Schedule**  
**GUIDANCE COUNSELORS/SOCIAL WORKERS**  
**Bachelor's Degree Certification**

Years on License	Traditional Calendar Schools			Year-Round Schools			Annual 10 Month Salary
	State Base	Local Supplement	Total Salary	State Base	Local Supplement	Total Salary	
0	3,546.00	652.30	4,198.30	2,955.00	543.58	3,498.58	41,983.00
1	3,647.00	652.83	4,299.83	3,039.17	544.03	3,583.20	42,998.30
2	3,748.00	671.46	4,419.46	3,123.33	559.55	3,682.88	44,194.60
3	3,849.00	677.41	4,526.41	3,207.50	564.51	3,772.01	45,264.10
4	3,951.00	696.05	4,647.05	3,292.50	580.04	3,872.54	46,470.50
5	4,052.00	696.56	4,748.56	3,376.67	580.47	3,957.14	47,485.60
6	4,153.00	715.21	4,868.21	3,460.83	596.01	4,056.84	48,682.10
7	4,255.00	715.72	4,970.72	3,545.83	596.43	4,142.26	49,707.20
8	4,356.00	734.35	5,090.35	3,630.00	611.96	4,241.96	50,903.50
9	4,457.00	755.22	5,212.22	3,714.17	629.35	4,343.52	52,122.20
10	4,559.00	779.03	5,338.03	3,799.17	649.19	4,448.36	53,380.30
11	4,660.00	779.55	5,439.55	3,883.33	649.63	4,532.96	54,395.50
12	4,761.00	808.02	5,569.02	3,967.50	673.35	4,640.85	55,690.20
13	4,862.00	808.55	5,670.55	4,051.67	673.79	4,725.46	56,705.50
14	4,964.00	859.56	5,823.56	4,136.67	716.30	4,852.97	58,235.60
15	5,065.00	860.09	5,925.09	4,220.83	716.74	4,937.57	59,250.90
16	5,065.00	898.40	5,963.40	4,220.83	748.67	4,969.50	59,634.00
17	5,065.00	912.76	5,977.76	4,220.83	760.63	4,981.46	59,777.60
18	5,065.00	931.91	5,996.91	4,220.83	776.59	4,997.42	59,969.10
19	5,065.00	944.16	6,009.16	4,220.83	786.80	5,007.63	60,091.60
20	5,065.00	963.58	6,028.58	4,220.83	802.98	5,023.81	60,285.80
21	5,065.00	963.58	6,028.58	4,220.83	802.98	5,023.81	60,285.80
22	5,065.00	982.99	6,047.99	4,220.83	819.16	5,039.99	60,479.90
23	5,065.00	982.99	6,047.99	4,220.83	819.16	5,039.99	60,479.90
24	5,065.00	1,022.46	6,087.46	4,220.83	852.05	5,072.88	60,874.60
25	5,268.00	1,023.50	6,291.50	4,390.00	852.92	5,242.92	62,915.00
26	5,268.00	1,049.42	6,317.42	4,390.00	874.52	5,264.52	63,174.20
27	5,268.00	1,049.42	6,317.42	4,390.00	874.52	5,264.52	63,174.20
28	5,268.00	1,049.42	6,317.42	4,390.00	874.52	5,264.52	63,174.20
29+	5,268.00	1,089.25	6,357.25	4,390.00	907.71	5,297.71	63,572.50

Positions paid on this salary schedule:

- 504 Intervention Coordinator
- Career Development Coordinator (if guidance certification held)
- Coordinator
- Counselor
- Intervention Coordinator
- Lead Social Worker (Central Services - paid 1 supplement rate higher)
- Lead Teacher (Central Services - paid 1 supplement rate higher)
- SAP Coordinator
- Social Worker
- Transition Counselor

**WAKE COUNTY PUBLIC SCHOOL SYSTEM**  
**2021-2022 Salary Schedule**  
**GUIDANCE COUNSELORS/SOCIAL WORKERS**  
**Master's Level Certification**

Years on License	Traditional Calendar Schools			Year-Round Schools			Annual
	State Base	Local Supplement	Total Salary	State Base	Local Supplement	Total Salary	10 Month Salary
0	3,901.00	757.40	4,658.40	3,250.83	631.17	3,882.00	46,584.00
1	4,012.00	757.96	4,769.96	3,343.33	631.63	3,974.96	47,699.60
2	4,123.00	779.60	4,902.60	3,435.83	649.67	4,085.50	49,026.00
3	4,234.00	786.50	5,020.50	3,528.33	655.42	4,183.75	50,205.00
4	4,346.00	808.14	5,154.14	3,621.67	673.45	4,295.12	51,541.40
5	4,457.00	808.71	5,265.71	3,714.17	673.93	4,388.10	52,657.10
6	4,568.00	830.35	5,398.35	3,806.67	691.96	4,498.63	53,983.50
7	4,681.00	830.93	5,511.93	3,900.83	692.44	4,593.27	55,119.30
8	4,792.00	852.56	5,644.56	3,993.33	710.47	4,703.80	56,445.60
9	4,903.00	875.51	5,778.51	4,085.83	729.59	4,815.42	57,785.10
10	5,015.00	903.22	5,918.22	4,179.17	752.68	4,931.85	59,182.20
11	5,126.00	903.80	6,029.80	4,271.67	753.17	5,024.84	60,298.00
12	5,237.00	936.82	6,173.82	4,364.17	780.68	5,144.85	61,738.20
13	5,348.00	937.38	6,285.38	4,456.67	781.15	5,237.82	62,853.80
14	5,460.00	995.23	6,455.23	4,550.00	829.36	5,379.36	64,552.30
15	5,572.00	995.80	6,567.80	4,643.33	829.83	5,473.16	65,678.00
16	5,572.00	1,040.22	6,612.22	4,643.33	866.85	5,510.18	66,122.20
17	5,572.00	1,056.78	6,628.78	4,643.33	880.65	5,523.98	66,287.80
18	5,572.00	1,078.99	6,650.99	4,643.33	899.16	5,542.49	66,509.90
19	5,572.00	1,105.91	6,677.91	4,643.33	921.59	5,564.92	66,779.10
20	5,572.00	1,128.69	6,700.69	4,643.33	940.58	5,583.91	67,006.90
21	5,572.00	1,128.69	6,700.69	4,643.33	940.58	5,583.91	67,006.90
22	5,572.00	1,151.47	6,723.47	4,643.33	959.56	5,602.89	67,234.70
23	5,572.00	1,151.47	6,723.47	4,643.33	959.56	5,602.89	67,234.70
24	5,572.00	1,210.12	6,782.12	4,643.33	1,008.43	5,651.76	67,821.20
25	5,795.00	1,211.27	7,006.27	4,829.17	1,009.39	5,838.56	70,062.70
26	5,795.00	1,241.99	7,036.99	4,829.17	1,034.99	5,864.16	70,369.90
27	5,795.00	1,241.99	7,036.99	4,829.17	1,034.99	5,864.16	70,369.90
28	5,795.00	1,241.99	7,036.99	4,829.17	1,034.99	5,864.16	70,369.90
29+	5,795.00	1,285.81	7,080.81	4,829.17	1,071.51	5,900.68	70,808.10

Positions paid on this salary schedule:

- 504 Intervention Coordinator
- Behavior Support Coach
- Career Development Coordinator (if guidance certification held)
- Coordinator
- Counselor
- Instructional Specialist
- Intervention Coordinator
- Lead Social Worker (if holds an eligible master's degree; Central Services - paid 1 supplement rate higher)
- SAP Coordinator
- Social Worker
- Special Populations Coordinator
- Transition Counselor

ADD: \$126 Per month for an earned advanced certification; \$253 per month for doctorate certification; \$100 per month for school based Counselors.

NOTE: Supplements paid for master's level teachers and coordinator positions are based on those whose master's are recognized by the State and paid according to the State Salary Schedule at the master's level. The state recognizes graduate degrees matching the area of assignment where at least one course was completed on or before August 1, 2013.

**WAKE COUNTY PUBLIC SCHOOL SYSTEM**  
**2021-2022 Salary Schedule**  
**GUIDANCE COUNSELORS**

**Master's Level Certification AND NATIONAL BOARD CERTIFICATION**

Years on License	Traditional Calendar Schools			Year-Round Schools			Annual 10 Month Salary
	State Base	Local Supplement	Total Salary	State Base	Local Supplement	Total Salary	
0	-	-	-	-	-	-	-
1	-	-	-	-	-	-	-
2	-	-	-	-	-	-	-
3	4,696.00	872.38	5,568.38	3,913.33	726.98	4,640.31	55,683.80
4	4,821.00	896.38	5,717.38	4,017.50	746.98	4,764.48	57,173.80
5	4,944.00	897.01	5,841.01	4,120.00	747.51	4,867.51	58,410.10
6	5,067.00	921.01	5,988.01	4,222.50	767.51	4,990.01	59,880.10
7	5,192.00	921.64	6,113.64	4,326.67	768.03	5,094.70	61,136.40
8	5,315.00	945.63	6,260.63	4,429.17	788.03	5,217.20	62,606.30
9	5,438.00	971.09	6,409.09	4,531.67	809.24	5,340.91	64,090.90
10	5,562.00	1,001.83	6,563.83	4,635.00	834.86	5,469.86	65,638.30
11	5,686.00	1,002.45	6,688.45	4,738.33	835.38	5,573.71	66,884.50
12	5,809.00	1,039.10	6,848.10	4,840.83	865.92	5,706.75	68,481.00
13	5,932.00	1,039.72	6,971.72	4,943.33	866.43	5,809.76	69,717.20
14	6,057.00	1,103.86	7,160.86	5,047.50	919.88	5,967.38	71,608.60
15	6,180.00	1,104.49	7,284.49	5,150.00	920.41	6,070.41	72,844.90
16	6,180.00	1,153.75	7,333.75	5,150.00	961.46	6,111.46	73,337.50
17	6,180.00	1,172.13	7,352.13	5,150.00	976.78	6,126.78	73,521.30
18	6,180.00	1,196.77	7,376.77	5,150.00	997.31	6,147.31	73,767.70
19	6,180.00	1,226.65	7,406.65	5,150.00	1,022.21	6,172.21	74,066.50
20	6,180.00	1,251.90	7,431.90	5,150.00	1,043.25	6,193.25	74,319.00
21	6,180.00	1,251.90	7,431.90	5,150.00	1,043.25	6,193.25	74,319.00
22	6,180.00	1,277.17	7,457.17	5,150.00	1,064.31	6,214.31	74,571.70
23	6,180.00	1,277.17	7,457.17	5,150.00	1,064.31	6,214.31	74,571.70
24	6,180.00	1,342.13	7,522.13	5,150.00	1,118.44	6,268.44	75,221.30
25	6,427.00	1,343.39	7,770.39	5,355.83	1,119.49	6,475.32	77,703.90
26	6,427.00	1,377.56	7,804.56	5,355.83	1,147.97	6,503.80	78,045.60
27	6,427.00	1,377.56	7,804.56	5,355.83	1,147.97	6,503.80	78,045.60
28	6,427.00	1,377.56	7,804.56	5,355.83	1,147.97	6,503.80	78,045.60
29+	6,427.00	1,426.17	7,853.17	5,355.83	1,188.48	6,544.31	78,531.70

Positions paid on this salary schedule:

- 504 Intervention Coordinator
- Career Development Coordinator (if guidance certification held)
- Coordinator
- Counselor
- Intervention Coordinator
- SAP Coordinator
- Transition Counselor

ADD: \$126 Per month for an earned advanced certification; \$253 per month for doctorate certification; \$100 per month for school based Counselors.

NOTE: Supplements paid for master's level teachers and coordinator positions are based on those whose master's are recognized by the State and paid according to the State Salary Schedule at the master's level. The state recognizes graduate degrees matching the area of assignment where at least one course was completed on or before August 1, 2013.

**WAKE COUNTY PUBLIC SCHOOL SYSTEM**  
**2021-2022 Salary Schedule**  
**PSYCHOLOGISTS**  
**Full (6-year) Certification**

Years on License	Traditional Calendar Schools			Year-Round Schools (11 Month Contract)			Annual	
	State Base	Local Supplement	Total Salary	State Base	Local Supplement	Total Salary	11 Month Salary	12 Month Salary
0	4,457.00	917.03	5,374.03	4,085.58	840.61	4,926.19	59,114.33	64,488.36
1	4,568.00	917.59	5,485.59	4,187.33	841.12	5,028.45	60,341.49	65,827.08
2	4,681.00	918.17	5,599.17	4,290.92	841.66	5,132.58	61,590.87	67,190.04
3	4,792.00	942.08	5,734.08	4,392.67	863.57	5,256.24	63,074.88	68,808.96
4	4,903.00	942.65	5,845.65	4,494.42	864.10	5,358.52	64,302.15	70,147.80
5	5,015.00	972.51	5,987.51	4,597.08	891.47	5,488.55	65,862.61	71,850.12
6	5,126.00	973.08	6,099.08	4,698.83	891.99	5,590.82	67,089.88	73,188.96
7	5,237.00	1,008.67	6,245.67	4,800.58	924.61	5,725.19	68,702.37	74,948.04
8	5,348.00	1,009.23	6,357.23	4,902.33	925.13	5,827.46	69,929.53	76,286.76
9	5,460.00	1,069.63	6,529.63	5,005.00	980.49	5,985.49	71,825.93	78,355.56
10	5,572.00	1,070.21	6,642.21	5,107.67	981.03	6,088.70	73,064.31	79,706.52
11	5,572.00	1,118.04	6,690.04	5,107.67	1,024.87	6,132.54	73,590.44	80,280.48
12	5,572.00	1,135.87	6,707.87	5,107.67	1,041.21	6,148.88	73,786.57	80,494.44
13	5,572.00	1,159.78	6,731.78	5,107.67	1,063.13	6,170.80	74,049.58	80,781.36
14	5,572.00	1,186.73	6,758.73	5,107.67	1,087.84	6,195.51	74,346.03	81,104.76
15	5,572.00	1,211.22	6,783.22	5,107.67	1,110.29	6,217.96	74,615.42	81,398.64
16	5,572.00	1,211.22	6,783.22	5,107.67	1,110.29	6,217.96	74,615.42	81,398.64
17	5,572.00	1,235.69	6,807.69	5,107.67	1,132.72	6,240.39	74,884.59	81,692.28
18	5,572.00	1,235.69	6,807.69	5,107.67	1,132.72	6,240.39	74,884.59	81,692.28
19	5,572.00	1,281.32	6,853.32	5,107.67	1,174.54	6,282.21	75,386.52	82,239.84
20	5,795.00	1,282.45	7,077.45	5,312.08	1,175.58	6,487.66	77,851.95	84,929.40
21	5,795.00	1,315.02	7,110.02	5,312.08	1,205.44	6,517.52	78,210.22	85,320.24
22	5,795.00	1,315.02	7,110.02	5,312.08	1,205.44	6,517.52	78,210.22	85,320.24
23	5,795.00	1,315.02	7,110.02	5,312.08	1,205.44	6,517.52	78,210.22	85,320.24
24	5,795.00	1,358.84	7,153.84	5,312.08	1,245.60	6,557.68	78,692.24	85,846.08
25	6,230.00	1,361.07	7,591.07	5,710.83	1,247.65	6,958.48	83,501.77	91,092.84
26	6,230.00	1,460.72	7,690.72	5,710.83	1,338.99	7,049.82	84,597.92	92,288.64
27	6,230.00	1,460.72	7,690.72	5,710.83	1,338.99	7,049.82	84,597.92	92,288.64
28	6,230.00	1,460.72	7,690.72	5,710.83	1,338.99	7,049.82	84,597.92	92,288.64
29+	6,230.00	1,507.81	7,737.81	5,710.83	1,382.16	7,092.99	85,115.91	92,853.72

Positions paid on this salary schedule:  
504 Intervention Coordinator  
Psychologist  
Lead Psychologist (Central Services - paid 1 supplement rate higher)

ADD: \$126 Per month for an earned advanced certification; \$253 per month for doctorate certification;  
\$350 Per month for school based Psychologists.

Note: Year-Round Schools Salary Schedule assumes 11 months of employment

**WAKE COUNTY PUBLIC SCHOOL SYSTEM**  
**2021-2022 Salary Schedule**  
**SPEECH LANGUAGE PATHOLOGISTS AND AUDIOLOGISTS**

**Certified at the master's level in speech or audiology**

Years on License	Traditional School Calendar			Year-Round Schools			Annual
	State Base	Local Supplement	Total Salary	State Base	Local Supplement	Total Salary	10 Month Salary
0	4,457.00	786.16	5,243.16	3,714.17	655.13	4,369.30	52,431.60
1	4,568.00	786.73	5,354.73	3,806.67	655.61	4,462.28	53,547.30
2	4,681.00	787.29	5,468.29	3,900.83	656.08	4,556.91	54,682.90
3	4,792.00	807.80	5,599.80	3,993.33	673.17	4,666.50	55,998.00
4	4,903.00	808.38	5,711.38	4,085.83	673.65	4,759.48	57,113.80
5	5,015.00	833.93	5,848.93	4,179.17	694.94	4,874.11	58,489.30
6	5,126.00	834.51	5,960.51	4,271.67	695.43	4,967.10	59,605.10
7	5,237.00	864.97	6,101.97	4,364.17	720.81	5,084.98	61,019.70
8	5,348.00	865.54	6,213.54	4,456.67	721.28	5,177.95	62,135.40
9	5,460.00	920.81	6,380.81	4,550.00	767.34	5,317.34	63,808.10
10	5,572.00	921.39	6,493.39	4,643.33	767.83	5,411.16	64,933.90
11	5,572.00	962.38	6,534.38	4,643.33	801.98	5,445.31	65,343.80
12	5,572.00	977.67	6,549.67	4,643.33	814.73	5,458.06	65,496.70
13	5,572.00	998.17	6,570.17	4,643.33	831.81	5,475.14	65,701.70
14	5,572.00	1,025.11	6,597.11	4,643.33	854.26	5,497.59	65,971.10
15	5,572.00	1,046.18	6,618.18	4,643.33	871.82	5,515.15	66,181.80
16	5,572.00	1,046.18	6,618.18	4,643.33	871.82	5,515.15	66,181.80
17	5,572.00	1,067.25	6,639.25	4,643.33	889.38	5,532.71	66,392.50
18	5,572.00	1,067.25	6,639.25	4,643.33	889.38	5,532.71	66,392.50
19	5,572.00	1,110.47	6,682.47	4,643.33	925.39	5,568.72	66,824.70
20	5,795.00	1,111.61	6,906.61	4,829.17	926.34	5,755.51	69,066.10
21	5,795.00	1,139.74	6,934.74	4,829.17	949.78	5,778.95	69,347.40
22	5,795.00	1,139.74	6,934.74	4,829.17	949.78	5,778.95	69,347.40
23	5,795.00	1,139.74	6,934.74	4,829.17	949.78	5,778.95	69,347.40
24	5,795.00	1,183.56	6,978.56	4,829.17	986.30	5,815.47	69,785.60
25	6,230.00	1,185.78	7,415.78	5,191.67	988.15	6,179.82	74,157.80
26	6,230.00	1,272.29	7,502.29	5,191.67	1,060.24	6,251.91	75,022.90
27	6,230.00	1,272.29	7,502.29	5,191.67	1,060.24	6,251.91	75,022.90
28	6,230.00	1,272.29	7,502.29	5,191.67	1,060.24	6,251.91	75,022.90
29+	6,230.00	1,319.39	7,549.39	5,191.67	1,099.49	6,291.16	75,493.90

Positions paid on this salary schedule:

- Assistive Technology Specialist (with speech language pathologist certification)
- Audiologist
- Lead Assistive Technology Specialist
- Lead Audiologist
- Lead Speech Pathologist (Central Services - paid 1 supplement rate higher)
- Speech Pathologist

ADD: \$126 Per month for an earned advanced certification; \$253 per month for doctorate certification;  
 \$350 Per month for school based Speech Pathologists and Audiologists.

Note: Audiologists certified below the master's level in their area are paid on the teacher salary schedule

**WAKE COUNTY PUBLIC SCHOOL SYSTEM**  
**2021-2022 Salary Schedule**  
**OCCUPATIONAL THERAPISTS AND PHYSICAL THERAPISTS**

Years of Experience*	Monthly Salaries			Annual Salaries		
	Monthly	10 Month	11 Month	10 Months	11 Months	12 Months
0	5243.16	4,369.30	4,806.23	52,431.60	57,674.76	62,917.92
1	5354.73	4,462.28	4,908.51	53,547.30	58,902.03	64,256.76
2	5468.29	4,556.91	5,012.60	54,682.90	60,151.19	65,619.48
3	5599.80	4,666.50	5,133.15	55,998.00	61,597.80	67,197.60
4	5711.38	4,759.49	5,235.44	57,113.80	62,825.18	68,536.56
5	5848.93	4,874.11	5,361.52	58,489.30	64,338.23	70,187.16
6	5960.51	4,967.10	5,463.81	59,605.10	65,565.61	71,526.12
7	6101.97	5,084.98	5,593.48	61,019.70	67,121.67	73,223.64
8	6213.54	5,177.95	5,695.75	62,135.40	68,348.94	74,562.48
9	6380.81	5,317.35	5,849.08	63,808.10	70,188.91	76,569.72
10	6477.22	5,397.69	5,937.46	64,772.20	71,249.42	77,726.64
11	6491.88	5,409.91	5,950.90	64,918.84	71,410.72	77,902.61
12	6532.46	5,443.72	5,988.09	65,324.56	71,857.01	78,389.47
13	6547.58	5,456.32	6,001.95	65,475.76	72,023.34	78,570.91
14	6567.57	5,472.98	6,020.28	65,675.70	72,243.27	78,810.84
15	6594.46	5,495.39	6,044.93	65,944.60	72,539.06	79,133.52
16	6594.46	5,495.39	6,044.93	65,944.60	72,539.06	79,133.52
17	6594.46	5,495.39	6,044.93	65,944.60	72,539.06	79,133.52
18	6594.46	5,495.39	6,044.93	65,944.60	72,539.06	79,133.52
19	6594.46	5,495.39	6,044.93	65,944.60	72,539.06	79,133.52
20	6682.15	5,568.46	6,125.31	66,821.50	73,503.65	80,185.80
21	6780.70	5,650.58	6,215.64	67,806.96	74,587.66	81,368.35
22	6808.04	5,673.37	6,240.71	68,080.43	74,888.47	81,696.51
23	6808.04	5,673.37	6,240.71	68,080.43	74,888.47	81,696.51
24	6808.04	5,673.37	6,240.71	68,080.43	74,888.47	81,696.51
25	7082.07	5,901.73	6,491.90	70,820.70	77,902.77	84,984.84
26	7186.24	5,988.54	6,587.39	71,862.38	79,048.62	86,234.85
27	7269.26	6,057.72	6,663.49	72,692.56	79,961.81	87,231.07
28	7269.26	6,057.72	6,663.49	72,692.56	79,961.81	87,231.07
29+	7269.26	6,057.72	6,663.49	72,692.56	79,961.81	87,231.07

\*Salary placement is based on documented years of professional experience credited by WCPSS.

Positions paid on this salary schedule:

- Lead Occupational Therapist
- Lead Physical Therapist
- Occupational Therapist
- Physical Therapist

ADD: \$253 Per month for doctorate degree.

**WAKE COUNTY PUBLIC SCHOOL SYSTEM**  
**2021-2022 Salary Schedule**  
**CLASSROOM TEACHERS - VOCATIONAL TEACHERS**

Daily Rates for Traditional, Modified and Year-Round Calendar Schools

Years on License	Bachelor's/ Non-NBPTS			Bachelor's/NBPTS			Master's/Non-NBPTS			Master's/NBPTS		
	State Base	Local Supplement	Total Salary	State Base	Local Supplement	Total Salary	State Base	Local Supplement	Total Salary	State Base	Local Supplement	Total Salary
0	164.93	29.92	194.85	-	-	-	181.44	33.84	215.28	-	-	-
1	169.63	29.94	199.57	-	-	-	186.60	33.86	220.46	-	-	-
2	174.33	30.80	205.13	-	-	-	191.77	34.83	226.60	-	-	-
3	179.02	31.07	210.09	200.51	35.29	235.80	196.93	35.14	232.07	218.42	39.51	257.93
4	183.77	32.37	216.14	205.81	36.26	242.07	202.14	36.60	238.74	224.23	40.60	264.83
5	188.47	32.40	220.87	211.07	36.29	247.36	207.30	36.63	243.93	229.95	40.63	270.58
6	193.16	33.27	226.43	216.33	37.26	253.59	212.47	37.61	250.08	235.67	41.71	277.38
7	197.91	33.29	231.20	221.67	37.29	258.96	217.72	37.63	255.35	241.49	41.74	283.23
8	202.60	34.16	236.76	226.93	38.26	265.19	222.88	38.61	261.49	247.21	42.83	290.04
9	207.30	34.65	241.95	232.19	38.82	271.01	228.05	39.16	267.21	252.93	43.44	296.37
10	212.05	35.75	247.80	237.49	40.04	277.53	233.26	40.40	273.66	258.70	44.81	303.51
11	216.74	35.77	252.51	242.74	40.07	282.81	238.42	40.43	278.85	264.47	44.84	309.31
12	221.44	37.08	258.52	248.00	41.53	289.53	243.58	41.90	285.48	270.19	46.48	316.67
13	226.14	37.10	263.24	253.26	41.56	294.82	248.74	41.93	290.67	275.91	46.51	322.42
14	230.88	39.46	270.34	258.60	44.19	302.79	253.95	44.56	298.51	281.72	49.42	331.14
15	235.58	39.48	275.06	263.86	44.22	308.08	259.16	44.59	303.75	287.44	49.45	336.89
16	235.58	41.24	276.82	263.86	46.19	310.05	259.16	46.57	305.73	287.44	51.66	339.10
17	235.58	41.90	277.48	263.86	46.93	310.79	259.16	47.31	306.47	287.44	52.48	339.92
18	235.58	42.78	278.36	263.86	47.91	311.77	259.16	48.31	307.47	287.44	53.58	341.02
19	235.58	43.91	279.49	263.86	49.19	313.05	259.16	49.56	308.72	287.44	54.97	342.41
20	235.58	44.82	280.40	263.86	50.20	314.06	259.16	50.58	309.74	287.44	56.10	343.54
21	235.58	44.82	280.40	263.86	50.20	314.06	259.16	50.58	309.74	287.44	56.10	343.54
22	235.58	45.72	281.30	263.86	51.21	315.07	259.16	51.60	310.76	287.44	57.23	344.67
23	235.58	45.72	281.30	263.86	51.21	315.07	259.16	51.60	310.76	287.44	57.23	344.67
24	235.58	48.16	283.74	263.86	53.94	317.80	259.16	54.30	313.46	287.44	60.22	347.66
25	245.02	48.21	293.23	274.42	53.99	328.41	269.53	54.35	323.88	298.93	60.28	359.21
26	245.02	50.66	295.68	274.42	56.75	331.17	269.53	57.09	326.62	298.93	63.32	362.25
27	245.02	50.66	295.68	274.42	56.75	331.17	269.53	57.09	326.62	298.93	63.32	362.25
28	245.02	50.66	295.68	274.42	56.75	331.17	269.53	57.09	326.62	298.93	63.32	362.25
29	245.02	56.22	301.24	274.42	62.97	337.39	269.53	63.20	332.73	298.93	70.10	369.03
30	245.02	56.22	301.24	274.42	62.97	337.39	269.53	63.20	332.73	298.93	70.10	369.03
31+	245.02	58.69	303.71	274.42	65.74	340.16	269.53	65.92	335.45	298.93	73.11	372.04


**WAKE COUNTY PUBLIC SCHOOL SYSTEM**  
**2021-2022 Salary Schedule**  
**CLASSROOM TEACHERS - SPECIAL EDUCATION TEACHERS**  
**Daily Rates for Traditional, Modified and Year-Round Calendar Schools**

Years on License	Bachelor's/ Non-NBPTS			Bachelor's/NBPTS			Master's/Non-NBPTS			Master's/NBPTS		
	State Base	Local Supplement	Total Salary	State Base	Local Supplement	Total Salary	State Base	Local Supplement	Total Salary	State Base	Local Supplement	Total Salary
0	164.93	31.18	196.11	-	-	-	181.44	35.23	216.67	-	-	-
1	169.63	31.21	200.84	-	-	-	186.60	35.25	221.85	-	-	-
2	174.33	32.10	206.43	-	-	-	191.77	36.26	228.03	-	-	-
3	179.02	32.38	211.40	200.51	36.76	237.27	196.93	36.58	233.51	218.42	41.11	259.53
4	183.77	33.72	217.49	205.81	37.77	243.58	202.14	38.08	240.22	224.23	42.24	266.47
5	188.47	33.75	222.22	211.07	37.80	248.87	207.30	38.11	245.41	229.95	42.27	272.22
6	193.16	34.65	227.81	216.33	38.81	255.14	212.47	39.13	251.60	235.67	43.40	279.07
7	197.91	34.67	232.58	221.67	38.84	260.51	217.72	39.15	256.87	241.49	43.43	284.92
8	202.60	35.58	238.18	226.93	39.85	266.78	222.88	40.17	263.05	247.21	44.56	291.77
9	207.30	36.07	243.37	232.19	40.41	272.60	228.05	40.72	268.77	252.93	45.17	298.10
10	212.05	37.21	249.26	237.49	41.68	279.17	233.26	42.01	275.27	258.70	46.60	305.30
11	216.74	37.23	253.97	242.74	41.71	284.45	238.42	42.04	280.46	264.47	46.63	311.10
12	221.44	38.59	260.03	248.00	43.23	291.23	243.58	43.57	287.15	270.19	48.33	318.52
13	226.14	38.62	264.76	253.26	43.26	296.52	248.74	43.60	292.34	275.91	48.36	324.27
14	230.88	41.03	271.91	258.60	45.96	304.56	253.95	46.29	300.24	281.72	51.34	333.06
15	235.58	41.05	276.63	263.86	45.98	309.84	259.16	46.32	305.48	287.44	51.37	338.81
16	235.58	42.88	278.46	263.86	48.03	311.89	259.16	48.38	307.54	287.44	53.66	341.10
17	235.58	43.57	279.15	263.86	48.80	312.66	259.16	49.15	308.31	287.44	54.52	341.96
18	235.58	44.48	280.06	263.86	49.83	313.69	259.16	50.19	309.35	287.44	55.66	343.10
19	235.58	45.62	281.20	263.86	51.10	314.96	259.16	51.44	310.60	287.44	57.05	344.49
20	235.58	46.56	282.14	263.86	52.15	316.01	259.16	52.50	311.66	287.44	58.23	345.67
21	235.58	46.56	282.14	263.86	52.15	316.01	259.16	52.50	311.66	287.44	58.23	345.67
22	235.58	47.50	283.08	263.86	53.21	317.07	259.16	53.56	312.72	287.44	59.40	346.84
23	235.58	47.50	283.08	263.86	53.21	317.07	259.16	53.56	312.72	287.44	59.40	346.84
24	235.58	49.96	285.54	263.86	55.96	319.82	259.16	56.28	315.44	287.44	62.42	349.86
25	245.02	50.01	295.03	274.42	56.01	330.43	269.53	56.34	325.87	298.93	62.48	361.41
26	245.02	52.52	297.54	274.42	58.82	333.24	269.53	59.13	328.66	298.93	65.58	364.51
27	245.02	52.52	297.54	274.42	58.82	333.24	269.53	59.13	328.66	298.93	65.58	364.51
28	245.02	52.52	297.54	274.42	58.82	333.24	269.53	59.13	328.66	298.93	65.58	364.51
29	245.02	58.07	303.09	274.42	65.05	339.47	269.53	65.24	334.77	298.93	72.36	371.29
30	245.02	58.07	303.09	274.42	65.05	339.47	269.53	65.24	334.77	298.93	72.36	371.29
31+	245.02	60.54	305.56	274.42	67.81	342.23	269.53	67.96	337.49	298.93	75.38	374.31

**WAKE COUNTY PUBLIC SCHOOL SYSTEM**  
**2021-2022 Salary Schedule**  
**CERTIFIED INSTRUCTIONAL SUPPORT STAFF**

**Daily Rates for Traditional, Modified and Year-Round Calendar Schools**

Years on License	Guid/Soc Worker-Master's			Guid-Master's/NBPTS			Speech Lang Path/Aud			Psychologist		
	State Base	Local Supplement	Total Salary	State Base	Local Supplement	Total Salary	State Base	Local Supplement	Total Salary	State Base	Local Supplement	Total Salary
0	181.44	35.23	216.67	-	-	-	207.30	36.57	243.87	207.30	42.65	249.95
1	186.60	35.25	221.85	-	-	-	212.47	36.59	249.06	212.47	42.68	255.15
2	191.77	36.26	228.03	-	-	-	217.72	36.62	254.34	217.72	42.71	260.43
3	196.93	36.58	233.51	218.42	40.58	259.00	222.88	37.57	260.45	222.88	43.82	266.70
4	202.14	37.59	239.73	224.23	41.69	265.92	228.05	37.60	265.65	228.05	43.84	271.89
5	207.30	37.61	244.91	229.95	41.72	271.67	233.26	38.79	272.05	233.26	45.23	278.49
6	212.47	38.62	251.09	235.67	42.84	278.51	238.42	38.81	277.23	238.42	45.26	283.68
7	217.72	38.65	256.37	241.49	42.87	284.36	243.58	40.23	283.81	243.58	46.91	290.49
8	222.88	39.65	262.53	247.21	43.98	291.19	248.74	40.26	289.00	248.74	46.94	295.68
9	228.05	40.72	268.77	252.93	45.17	298.10	253.95	42.83	296.78	253.95	49.75	303.70
10	233.26	42.01	275.27	258.70	46.60	305.30	259.16	42.86	302.02	259.16	49.78	308.94
11	238.42	42.04	280.46	264.47	46.63	311.10	259.16	44.76	303.92	259.16	52.00	311.16
12	243.58	43.57	287.15	270.19	48.33	318.52	259.16	45.47	304.63	259.16	52.83	311.99
13	248.74	43.60	292.34	275.91	48.36	324.27	259.16	46.43	305.59	259.16	53.94	313.10
14	253.95	46.29	300.24	281.72	51.34	333.06	259.16	47.68	306.84	259.16	55.20	314.36
15	259.16	46.32	305.48	287.44	51.37	338.81	259.16	48.66	307.82	259.16	56.34	315.50
16	259.16	48.38	307.54	287.44	53.66	341.10	259.16	48.66	307.82	259.16	56.34	315.50
17	259.16	49.15	308.31	287.44	54.52	341.96	259.16	49.64	308.80	259.16	57.47	316.63
18	259.16	50.19	309.35	287.44	55.66	343.10	259.16	49.64	308.80	259.16	57.47	316.63
19	259.16	51.44	310.60	287.44	57.05	344.49	259.16	51.65	310.81	259.16	59.60	318.76
20	259.16	52.50	311.66	287.44	58.23	345.67	269.53	51.70	321.23	269.53	59.65	329.18
21	259.16	52.50	311.66	287.44	58.23	345.67	269.53	53.01	322.54	269.53	61.16	330.69
22	259.16	53.56	312.72	287.44	59.40	346.84	269.53	53.01	322.54	269.53	61.16	330.69
23	259.16	53.56	312.72	287.44	59.40	346.84	269.53	53.01	322.54	269.53	61.16	330.69
24	259.16	56.28	315.44	287.44	62.42	349.86	269.53	55.05	324.58	269.53	63.20	332.73
25	269.53	56.34	325.87	298.93	62.48	361.41	289.77	55.15	344.92	289.77	63.31	353.08
26	269.53	57.77	327.30	298.93	64.07	363.00	289.77	59.18	348.95	289.77	67.94	357.71
27	269.53	57.77	327.30	298.93	64.07	363.00	289.77	59.18	348.95	289.77	67.94	357.71
28	269.53	57.77	327.30	298.93	64.07	363.00	289.77	59.18	348.95	289.77	67.94	357.71
29+	269.53	59.81	329.34	298.93	66.33	365.26	289.77	61.37	351.14	289.77	70.13	359.90



**WAKE COUNTY  
PUBLIC SCHOOL SYSTEM**

**Principal and Assistant Principal  
Salary Schedules  
2021-2022**



# WAKE COUNTY PUBLIC SCHOOL SYSTEM

## 2021-2022 Salary Schedules Table of Contents

	<u>Page(s)</u>
<b>Assistant Principals</b>	
Elementary School, Traditional Calendar, Non-Magnet	1
Elementary School, Magnet, Traditional or Modified Calendar	2
Elementary School, Year-Round Calendar	3
Middle School, Traditional Calendar, Non-Magnet	4
Middle School, Magnet, Traditional or Modified Calendar	5
Middle School, Year-Round Calendar	6
High School, Traditional Calendar, Non-Magnet	7
High School, Magnet, Traditional or Modified Calendar	8
<b>Principals</b>	
Elementary School	9
Middle School	10
High School	11
State Principal Salary Schedule (reference only)	12

**WAKE COUNTY PUBLIC SCHOOL SYSTEM**  
**2021-2022 Salary Schedule**  
**ELEMENTARY SCHOOL ASSISTANT PRINCIPALS**  
**Traditional Calendar, Non-Magnet Program**

Yrs of Experience	State Base	Monthly Supplement	Total Salary	Annual	
				10 Month Salary	11 Month Salary
0	4,220.00	795.35	5,015.35	50,153.50	55,168.85
1	4,340.00	818.08	5,158.08	51,580.80	56,738.88
2	4,460.00	825.31	5,285.31	52,853.10	58,138.41
3	4,580.00	848.03	5,428.03	54,280.30	59,708.33
4	4,702.00	848.65	5,550.65	55,506.50	61,057.15
5	4,822.00	871.38	5,693.38	56,933.80	62,627.18
6	4,942.00	871.99	5,813.99	58,139.90	63,953.89
7	5,063.00	894.71	5,957.71	59,577.10	65,534.81
8	5,184.00	919.14	6,103.14	61,031.40	67,134.54
9	5,304.00	948.10	6,252.10	62,521.00	68,773.10
10	5,425.00	948.71	6,373.71	63,737.10	70,110.81
11	5,545.00	983.49	6,528.49	65,284.90	71,813.39
12	5,666.00	984.10	6,650.10	66,501.00	73,151.10
13	5,786.00	1,045.07	6,831.07	68,310.70	75,141.77
14	5,907.00	1,045.69	6,952.69	69,526.90	76,479.59
15	6,027.00	1,092.95	7,119.95	71,199.50	78,319.45
16	6,027.00	1,110.50	7,137.50	71,375.00	78,512.50
17	6,027.00	1,133.81	7,160.81	71,608.10	78,768.91
18	6,027.00	1,148.14	7,175.14	71,751.40	78,926.54
19	6,027.00	1,171.77	7,198.77	71,987.70	79,186.47
20	6,027.00	1,171.77	7,198.77	71,987.70	79,186.47
21	6,027.00	1,195.39	7,222.39	72,223.90	79,446.29
22	6,027.00	1,195.39	7,222.39	72,223.90	79,446.29
23	6,027.00	1,242.23	7,269.23	72,692.30	79,961.53
24	6,027.00	1,242.23	7,269.23	72,692.30	79,961.53
25	6,269.00	1,274.93	7,543.93	75,439.30	82,983.23
26	6,269.00	1,274.93	7,543.93	75,439.30	82,983.23
27	6,269.00	1,274.93	7,543.93	75,439.30	82,983.23
28+	6,269.00	1,337.07	7,606.07	76,060.70	83,666.77

ADD: \$126 per month for an advanced license

ADD: \$253 per month for a doctorate license

Per legislation, a teacher who becomes an assistant principal shall be paid, on a monthly basis, at least as much as he/she would earn as a teacher employed by the same school district.  
 Single-track Year Round are paid as Traditional Calendar Schools

**WAKE COUNTY PUBLIC SCHOOL SYSTEM**  
**2021-2022 Salary Schedule**  
**ELEMENTARY SCHOOL ASSISTANT PRINCIPALS**  
**Magnet Programs with Traditional or Modified Calendar**

Yrs of Experience	State Base	Monthly Supplement	Total Salary	Annual	
				10 Month Salary	11 Month Salary
0	4,220.00	880.16	5,100.16	51,001.60	56,101.76
1	4,340.00	905.30	5,245.30	52,453.00	57,698.30
2	4,460.00	913.26	5,373.26	53,732.60	59,105.86
3	4,580.00	938.40	5,518.40	55,184.00	60,702.40
4	4,702.00	939.02	5,641.02	56,410.20	62,051.22
5	4,822.00	964.17	5,786.17	57,861.70	63,647.87
6	4,942.00	964.79	5,906.79	59,067.90	64,974.69
7	5,063.00	989.93	6,052.93	60,529.30	66,582.23
8	5,184.00	1,014.35	6,198.35	61,983.50	68,181.85
9	5,304.00	1,046.34	6,350.34	63,503.40	69,853.74
10	5,425.00	1,046.95	6,471.95	64,719.50	71,191.45
11	5,545.00	1,085.38	6,630.38	66,303.80	72,934.18
12	5,666.00	1,086.00	6,752.00	67,520.00	74,272.00
13	5,786.00	1,150.58	6,936.58	69,365.80	76,302.38
14	5,907.00	1,151.20	7,058.20	70,582.00	77,640.20
15	6,027.00	1,203.30	7,230.30	72,303.00	79,533.30
16	6,027.00	1,222.67	7,249.67	72,496.70	79,746.37
17	6,027.00	1,248.41	7,275.41	72,754.10	80,029.51
18	6,027.00	1,262.74	7,289.74	72,897.40	80,187.14
19	6,027.00	1,288.79	7,315.79	73,157.90	80,473.69
20	6,027.00	1,288.79	7,315.79	73,157.90	80,473.69
21	6,027.00	1,314.83	7,341.83	73,418.30	80,760.13
22	6,027.00	1,314.83	7,341.83	73,418.30	80,760.13
23	6,027.00	1,363.37	7,390.37	73,903.70	81,294.07
24	6,027.00	1,363.37	7,390.37	73,903.70	81,294.07
25	6,269.00	1,399.22	7,668.22	76,682.20	84,350.42
26	6,269.00	1,399.22	7,668.22	76,682.20	84,350.42
27	6,269.00	1,399.22	7,668.22	76,682.20	84,350.42
28+	6,269.00	1,461.37	7,730.37	77,303.70	85,034.07

ADD: \$126 per month for an advanced license

ADD: \$253 per month for a doctorate license

Per legislation, a teacher who becomes an assistant principal shall be paid, on a monthly basis, at least as much as he/she would earn as a teacher employed by the same school district.

**WAKE COUNTY PUBLIC SCHOOL SYSTEM**  
**2021-2022 Salary Schedule**  
**ELEMENTARY SCHOOL ASSISTANT PRINCIPALS**  
**Year-Round Calendar**

Yrs of Experience	State Base	Monthly Supplement	Total Salary	Annual	
				10 Month Salary	11 Month Salary
0	4,220.00	964.96	5,184.96	51,849.60	57,034.56
1	4,340.00	992.53	5,332.53	53,325.30	58,657.83
2	4,460.00	1,001.21	5,461.21	54,612.10	60,073.31
3	4,580.00	1,028.78	5,608.78	56,087.80	61,696.58
4	4,702.00	1,029.39	5,731.39	57,313.90	63,045.29
5	4,822.00	1,056.96	5,878.96	58,789.60	64,668.56
6	4,942.00	1,057.57	5,999.57	59,995.70	65,995.27
7	5,063.00	1,085.15	6,148.15	61,481.50	67,629.65
8	5,184.00	1,109.57	6,293.57	62,935.70	69,229.27
9	5,304.00	1,144.56	6,448.56	64,485.60	70,934.16
10	5,425.00	1,145.19	6,570.19	65,701.90	72,272.09
11	5,545.00	1,187.27	6,732.27	67,322.70	74,054.97
12	5,666.00	1,187.87	6,853.87	68,538.70	75,392.57
13	5,786.00	1,256.09	7,042.09	70,420.90	77,462.99
14	5,907.00	1,256.71	7,163.71	71,637.10	78,800.81
15	6,027.00	1,313.66	7,340.66	73,406.60	80,747.26
16	6,027.00	1,334.84	7,361.84	73,618.40	80,980.24
17	6,027.00	1,363.00	7,390.00	73,900.00	81,290.00
18	6,027.00	1,377.33	7,404.33	74,043.30	81,447.63
19	6,027.00	1,405.81	7,432.81	74,328.10	81,760.91
20	6,027.00	1,405.81	7,432.81	74,328.10	81,760.91
21	6,027.00	1,434.27	7,461.27	74,612.70	82,073.97
22	6,027.00	1,434.27	7,461.27	74,612.70	82,073.97
23	6,027.00	1,484.51	7,511.51	75,115.10	82,626.61
24	6,027.00	1,484.51	7,511.51	75,115.10	82,626.61
25	6,269.00	1,523.50	7,792.50	77,925.00	85,717.50
26	6,269.00	1,523.50	7,792.50	77,925.00	85,717.50
28	6,269.00	1,523.50	7,792.50	77,925.00	85,717.50
28+	6,269.00	1,585.65	7,854.65	78,546.50	86,401.15

ADD: \$126 per month for an advanced license

ADD: \$253 per month for a doctorate license

Per legislation, a teacher who becomes an assistant principal shall be paid, on a monthly basis, at least as much as he/she would earn as a teacher employed by the same school district.

Single-track Year Round are paid as Traditional Calendar Schools

**WAKE COUNTY PUBLIC SCHOOL SYSTEM**  
**2021-2022 Salary Schedule**  
**MIDDLE SCHOOL ASSISTANT PRINCIPALS**  
**Traditional Calendar, Non-Magnet Program**

<b>Yrs of Experience</b>	<b>State Base</b>	<b>Monthly Supplement</b>	<b>Total Salary</b>	<b>Annual</b>	
				<b>10 Month Salary</b>	<b>11 Month Salary</b>
0	4,220.00	858.96	5,078.96	50,789.60	55,868.56
1	4,340.00	883.50	5,223.50	52,235.00	57,458.50
2	4,460.00	891.27	5,351.27	53,512.70	58,863.97
3	4,580.00	915.81	5,495.81	54,958.10	60,453.91
4	4,702.00	916.42	5,618.42	56,184.20	61,802.62
5	4,822.00	940.98	5,762.98	57,629.80	63,392.78
6	4,942.00	941.59	5,883.59	58,835.90	64,719.49
7	5,063.00	966.13	6,029.13	60,291.30	66,320.43
8	5,184.00	990.55	6,174.55	61,745.50	67,920.05
9	5,304.00	1,021.78	6,325.78	63,257.80	69,583.58
10	5,425.00	1,022.39	6,447.39	64,473.90	70,921.29
11	5,545.00	1,059.91	6,604.91	66,049.10	72,654.01
12	5,666.00	1,060.52	6,726.52	67,265.20	73,991.72
13	5,786.00	1,124.21	6,910.21	69,102.10	76,012.31
14	5,907.00	1,124.82	7,031.82	70,318.20	77,350.02
15	6,027.00	1,175.73	7,202.73	72,027.30	79,230.03
16	6,027.00	1,194.62	7,221.62	72,216.20	79,437.82
17	6,027.00	1,219.76	7,246.76	72,467.60	79,714.36
18	6,027.00	1,234.09	7,261.09	72,610.90	79,871.99
19	6,027.00	1,259.52	7,286.52	72,865.20	80,151.72
20	6,027.00	1,259.52	7,286.52	72,865.20	80,151.72
21	6,027.00	1,284.96	7,311.96	73,119.60	80,431.56
22	6,027.00	1,284.96	7,311.96	73,119.60	80,431.56
23	6,027.00	1,333.08	7,360.08	73,600.80	80,960.88
24	6,027.00	1,333.08	7,360.08	73,600.80	80,960.88
25	6,269.00	1,368.15	7,637.15	76,371.50	84,008.65
26	6,269.00	1,368.15	7,637.15	76,371.50	84,008.65
27	6,269.00	1,368.15	7,637.15	76,371.50	84,008.65
28+	6,269.00	1,430.29	7,699.29	76,992.90	84,692.19

ADD: \$126 per month for an advanced license

ADD: \$253 per month for a doctorate license

Per legislation, a teacher who becomes an assistant principal shall be paid, on a monthly basis, at least as much as he/she would earn as a teacher employed by the same school district.

**WAKE COUNTY PUBLIC SCHOOL SYSTEM**  
**2021-2022 Salary Schedule**  
**MIDDLE SCHOOL ASSISTANT PRINCIPALS**

**Magnet Programs with Traditional or Modified Calendar**

Yrs of Experience	State Base	Monthly Supplement	Total Salary	Annual	
				10 Month Salary	11 Month Salary
0	4,220.00	943.75	5,163.75	51,637.50	56,801.25
1	4,340.00	970.73	5,310.73	53,107.30	58,418.03
2	4,460.00	979.22	5,439.22	54,392.20	59,831.42
3	4,580.00	1,006.19	5,586.19	55,861.90	61,448.09
4	4,702.00	1,006.80	5,708.80	57,088.00	62,796.80
5	4,822.00	1,033.76	5,855.76	58,557.60	64,413.36
6	4,942.00	1,034.38	5,976.38	59,763.80	65,740.18
7	5,063.00	1,061.34	6,124.34	61,243.40	67,367.74
8	5,184.00	1,085.77	6,269.77	62,697.70	68,967.47
9	5,304.00	1,120.02	6,424.02	64,240.20	70,664.22
10	5,425.00	1,120.63	6,545.63	65,456.30	72,001.93
11	5,545.00	1,161.79	6,706.79	67,067.90	73,774.69
12	5,666.00	1,162.41	6,828.41	68,284.10	75,112.51
13	5,786.00	1,229.72	7,015.72	70,157.20	77,172.92
14	5,907.00	1,230.33	7,137.33	71,373.30	78,510.63
15	6,027.00	1,286.07	7,313.07	73,130.70	80,443.77
16	6,027.00	1,306.79	7,333.79	73,337.90	80,671.69
17	6,027.00	1,334.36	7,361.36	73,613.60	80,974.96
18	6,027.00	1,348.69	7,375.69	73,756.90	81,132.59
19	6,027.00	1,376.54	7,403.54	74,035.40	81,438.94
20	6,027.00	1,376.54	7,403.54	74,035.40	81,438.94
21	6,027.00	1,404.40	7,431.40	74,314.00	81,745.40
22	6,027.00	1,404.40	7,431.40	74,314.00	81,745.40
23	6,027.00	1,454.23	7,481.23	74,812.30	82,293.53
24	6,027.00	1,454.23	7,481.23	74,812.30	82,293.53
25	6,269.00	1,492.44	7,761.44	77,614.40	85,375.84
26	6,269.00	1,492.44	7,761.44	77,614.40	85,375.84
27	6,269.00	1,492.44	7,761.44	77,614.40	85,375.84
28+	6,269.00	1,554.57	7,823.57	78,235.70	86,059.27

ADD: \$126 per month for an advanced license

ADD: \$253 per month for a doctorate license

Per legislation, a teacher who becomes an assistant principal shall be paid, on a monthly basis, at least as much as he/she would earn as a teacher employed by the same school district.

**WAKE COUNTY PUBLIC SCHOOL SYSTEM**  
**2021-2022 Salary Schedule**  
**MIDDLE SCHOOL ASSISTANT PRINCIPALS**  
**Year-Round Calendar**

Yrs of Experience	State Base	Monthly Supplement	Total Salary	Annual	
				10 Month Salary	11 Month Salary
0	4,220.00	1,028.55	5,248.55	52,485.50	57,734.05
1	4,340.00	1,057.94	5,397.94	53,979.40	59,377.34
2	4,460.00	1,067.17	5,527.17	55,271.70	60,798.87
3	4,580.00	1,096.56	5,676.56	56,765.60	62,442.16
4	4,702.00	1,097.17	5,799.17	57,991.70	63,790.87
5	4,822.00	1,126.56	5,948.56	59,485.60	65,434.16
6	4,942.00	1,127.18	6,069.18	60,691.80	66,760.98
7	5,063.00	1,156.56	6,219.56	62,195.60	68,415.16
8	5,184.00	1,180.98	6,364.98	63,649.80	70,014.78
9	5,304.00	1,218.25	6,522.25	65,222.50	71,744.75
10	5,425.00	1,218.86	6,643.86	66,438.60	73,082.46
11	5,545.00	1,263.68	6,808.68	68,086.80	74,895.48
12	5,666.00	1,264.29	6,930.29	69,302.90	76,233.19
13	5,786.00	1,335.23	7,121.23	71,212.30	78,333.53
14	5,907.00	1,335.84	7,242.84	72,428.40	79,671.24
15	6,027.00	1,396.43	7,423.43	74,234.30	81,657.73
16	6,027.00	1,418.97	7,445.97	74,459.70	81,905.67
17	6,027.00	1,448.95	7,475.95	74,759.50	82,235.45
18	6,027.00	1,463.27	7,490.27	74,902.70	82,392.97
19	6,027.00	1,493.57	7,520.57	75,205.70	82,726.27
20	6,027.00	1,493.57	7,520.57	75,205.70	82,726.27
21	6,027.00	1,523.85	7,550.85	75,508.50	83,059.35
22	6,027.00	1,523.85	7,550.85	75,508.50	83,059.35
23	6,027.00	1,575.37	7,602.37	76,023.70	83,626.07
24	6,027.00	1,575.37	7,602.37	76,023.70	83,626.07
25	6,269.00	1,616.72	7,885.72	78,857.20	86,742.92
26	6,269.00	1,616.72	7,885.72	78,857.20	86,742.92
27	6,269.00	1,616.72	7,885.72	78,857.20	86,742.92
28+	6,269.00	1,678.87	7,947.87	79,478.70	87,426.57

ADD: \$126 per month for an advanced license

ADD: \$253 per month for a doctorate license

Per legislation, a teacher who becomes an assistant principal shall be paid, on a monthly basis, at least as much as he/she would earn as a teacher employed by the same school district.

Single-track Year Round are paid as Traditional Calendar Schools

**WAKE COUNTY PUBLIC SCHOOL SYSTEM**  
**2021-2022 Salary Schedule**  
**HIGH SCHOOL ASSISTANT PRINCIPALS**  
**Traditional Calendar, Non-Magnet Program**

Yrs of Experience	State Base	Monthly Supplement	Total Salary	Annual	
				10 Month Salary	11 Month Salary
0	4,220.00	922.55	5,142.55	51,425.50	56,568.05
1	4,340.00	948.91	5,288.91	52,889.10	58,178.01
2	4,460.00	957.24	5,417.24	54,172.40	59,589.64
3	4,580.00	983.59	5,563.59	55,635.90	61,199.49
4	4,702.00	984.22	5,686.22	56,862.20	62,548.42
5	4,822.00	1,010.56	5,832.56	58,325.60	64,158.16
6	4,942.00	1,011.18	5,953.18	59,531.80	65,484.98
7	5,063.00	1,037.54	6,100.54	61,005.40	67,105.94
8	5,184.00	1,061.96	6,245.96	62,459.60	68,705.56
9	5,304.00	1,095.46	6,399.46	63,994.60	70,394.06
10	5,425.00	1,096.08	6,521.08	65,210.80	71,731.88
11	5,545.00	1,136.31	6,681.31	66,813.10	73,494.41
12	5,666.00	1,136.94	6,802.94	68,029.40	74,832.34
13	5,786.00	1,203.34	6,989.34	69,893.40	76,882.74
14	5,907.00	1,203.96	7,110.96	71,109.60	78,220.56
15	6,027.00	1,258.48	7,285.48	72,854.80	80,140.28
16	6,027.00	1,278.76	7,305.76	73,057.60	80,363.36
17	6,027.00	1,305.71	7,332.71	73,327.10	80,659.81
18	6,027.00	1,320.04	7,347.04	73,470.40	80,817.44
19	6,027.00	1,347.29	7,374.29	73,742.90	81,117.19
20	6,027.00	1,347.29	7,374.29	73,742.90	81,117.19
21	6,027.00	1,374.55	7,401.55	74,015.50	81,417.05
22	6,027.00	1,374.55	7,401.55	74,015.50	81,417.05
23	6,027.00	1,423.93	7,450.93	74,509.30	81,960.23
24	6,027.00	1,423.93	7,450.93	74,509.30	81,960.23
25	6,269.00	1,461.37	7,730.37	77,303.70	85,034.07
26	6,269.00	1,461.37	7,730.37	77,303.70	85,034.07
27	6,269.00	1,461.37	7,730.37	77,303.70	85,034.07
28+	6,269.00	1,523.50	7,792.50	77,925.00	85,717.50

ADD: \$126 per month for an advanced license

ADD: \$253 per month for a doctorate license

Per legislation, a teacher who becomes an assistant principal shall be paid, on a monthly basis, at least as much as he/she would earn as a teacher employed by the same school district.

**WAKE COUNTY PUBLIC SCHOOL SYSTEM  
2021-2022 Salary Schedule  
HIGH SCHOOL ASSISTANT PRINCIPALS**

**Magnet Programs with Traditional or Modified Calendar**

Yrs of Experience	State Base	Monthly Supplement	Total Salary	Annual	
				10 Month Salary	11 Month Salary
0	4,220.00	1,007.36	5,227.36	52,273.60	57,500.96
1	4,340.00	1,036.14	5,376.14	53,761.40	59,137.54
2	4,460.00	1,045.18	5,505.18	55,051.80	60,556.98
3	4,580.00	1,073.96	5,653.96	56,539.60	62,193.56
4	4,702.00	1,074.58	5,776.58	57,765.80	63,542.38
5	4,822.00	1,103.37	5,925.37	59,253.70	65,179.07
6	4,942.00	1,103.97	6,045.97	60,459.70	66,505.67
7	5,063.00	1,132.75	6,195.75	61,957.50	68,153.25
8	5,184.00	1,157.18	6,341.18	63,411.80	69,752.98
9	5,304.00	1,193.69	6,497.69	64,976.90	71,474.59
10	5,425.00	1,194.31	6,619.31	66,193.10	72,812.41
11	5,545.00	1,238.21	6,783.21	67,832.10	74,615.31
12	5,666.00	1,238.82	6,904.82	69,048.20	75,953.02
13	5,786.00	1,308.84	7,094.84	70,948.40	78,043.24
14	5,907.00	1,309.47	7,216.47	72,164.70	79,381.17
15	6,027.00	1,368.84	7,395.84	73,958.40	81,354.24
16	6,027.00	1,390.93	7,417.93	74,179.30	81,597.23
17	6,027.00	1,420.31	7,447.31	74,473.10	81,920.41
18	6,027.00	1,434.63	7,461.63	74,616.30	82,077.93
19	6,027.00	1,464.31	7,491.31	74,913.10	82,404.41
20	6,027.00	1,464.31	7,491.31	74,913.10	82,404.41
21	6,027.00	1,493.99	7,520.99	75,209.90	82,730.89
22	6,027.00	1,493.99	7,520.99	75,209.90	82,730.89
23	6,027.00	1,545.07	7,572.07	75,720.70	83,292.77
24	6,027.00	1,545.07	7,572.07	75,720.70	83,292.77
25	6,269.00	1,585.65	7,854.65	78,546.50	86,401.15
26	6,269.00	1,585.65	7,854.65	78,546.50	86,401.15
27	6,269.00	1,585.65	7,854.65	78,546.50	86,401.15
28+	6,269.00	1,647.79	7,916.79	79,167.90	87,084.69

ADD: \$126 per month for an advanced license

ADD: \$253 per month for a doctorate license

Per legislation, a teacher who becomes an assistant principal shall be paid, on a monthly basis, at least as much as he/she would earn as a teacher employed by the same school district.

**WAKE COUNTY PUBLIC SCHOOL SYSTEM  
2021-2022 Salary Schedule  
ELEMENTARY SCHOOL PRINCIPALS**

**Employee Count**

<b>License Years</b>	<b><u>A</u> 0-40</b>	<b><u>B</u> 41-60</b>	<b><u>C</u> 61-80</b>	<b><u>D</u> 81-100</b>	<b><u>E</u> 101-120</b>	<b><u>F</u> 121-140</b>	<b><u>G</u> 141-160</b>	<b><u>H</u> &gt;161</b>
<b>0</b>	72,295	73,799	75,307	76,812	78,318	79,824	81,331	82,868
<b>1</b>	74,102	75,644	77,190	78,732	80,276	81,820	83,364	84,940
<b>2</b>	74,102	75,644	77,190	78,732	80,276	81,820	83,364	84,940
<b>3</b>	74,102	75,644	77,190	78,732	80,276	81,820	83,364	84,940
<b>4</b>	74,102	75,644	77,190	78,732	80,276	81,820	83,364	84,940
<b>5</b>	74,102	75,644	77,190	78,732	80,276	81,820	83,364	84,940
<b>6</b>	74,102	75,644	77,190	78,732	80,276	81,820	83,364	84,940
<b>7</b>	74,102	75,644	77,190	78,732	80,276	81,820	83,364	84,940
<b>8</b>	74,102	75,644	77,190	78,732	80,276	81,820	83,364	84,940
<b>9</b>	75,127	76,692	78,258	79,823	81,389	82,955	84,518	86,116
<b>10</b>	77,877	79,498	81,121	82,743	84,365	85,988	87,610	89,265
<b>11</b>	80,213	81,884	83,555	85,225	86,896	88,568	90,238	91,944
<b>12</b>	82,482	84,200	85,919	87,636	89,355	91,074	92,791	94,545
<b>13</b>	84,544	86,305	88,067	89,827	91,589	93,351	95,111	96,909
<b>14</b>	86,004	87,794	89,587	91,379	93,169	94,961	96,753	98,581
<b>15</b>	87,092	88,906	90,720	92,536	94,349	96,167	97,980	99,832
<b>16</b>	88,229	90,066	91,904	93,742	95,580	97,419	99,258	101,134
<b>17</b>	89,340	91,202	93,064	94,925	96,785	98,648	100,508	102,408
<b>18</b>	90,476	92,360	94,247	96,131	98,014	99,900	101,785	103,708
<b>19</b>	92,032	93,947	95,865	97,783	99,699	101,616	103,535	105,492
<b>20</b>	93,216	95,156	97,098	99,042	100,983	102,924	104,866	106,848
<b>21</b>	94,445	96,412	98,380	100,346	102,314	104,282	106,247	108,256
<b>22</b>	95,696	97,689	99,683	101,677	103,671	105,664	107,656	109,690
<b>23</b>	96,926	98,944	100,963	102,983	105,003	107,022	109,040	111,100
<b>24</b>	98,901	100,960	103,023	105,083	107,143	109,204	111,264	113,367
<b>25</b>	100,229	102,318	104,405	106,493	108,582	110,670	112,759	114,890
<b>26</b>	101,556	103,672	105,787	107,904	110,019	112,134	114,252	116,410
<b>27</b>	102,950	105,095	107,240	109,384	111,529	113,674	115,820	118,008
<b>28</b>	104,346	106,519	108,692	110,868	113,041	115,215	117,389	119,607
<b>29</b>	106,533	108,751	110,972	113,193	115,412	117,631	119,850	122,115
<b>30</b>	108,004	110,255	112,505	114,755	117,005	119,255	121,506	123,803
<b>31</b>	109,476	111,757	114,038	116,319	118,601	120,880	123,162	125,490
<b>32</b>	110,992	113,307	115,617	117,930	120,243	122,554	124,868	127,227
<b>33</b>	112,556	114,899	117,246	119,591	121,935	124,280	126,625	129,019
<b>34</b>	114,185	116,564	118,942	121,321	123,700	126,080	128,458	130,886
<b>35</b>	115,814	118,228	120,641	123,054	125,466	127,878	130,291	132,754

Add \$1500 for Magnet or \$3000 for Multitrack Year-Round Position-based Bonus

Principals hired less than full time (100%) are paid a prorata amount based on percent employed.

The schedule is for the 2019-20 school year and is subject to change on the approval of the Board. The schedule incorporates state and local pay with the understanding that a principal will receive at least an amount equivalent to the applicable state pay. The schedule does not create any rights to any particular salary amount or any right to future salary increases.

**License Years:** Total number of years of experience on the NC educator license

**Employee count** equals all certified staff plus Instructional Assistants

**Employee Count** is based on May 1 projections posted on the School Allotment page

**WAKE COUNTY PUBLIC SCHOOL SYSTEM  
2021-2022 Salary Schedule  
MIDDLE SCHOOL PRINCIPALS**

**Employee Count**

<b>License Years</b>	<b><u>A</u> 0-40</b>	<b><u>B</u> 41-60</b>	<b><u>C</u> 61-80</b>	<b><u>D</u> 81-100</b>	<b><u>E</u> 101-120</b>	<b><u>F</u> 121-140</b>	<b><u>G</u> 141-160</b>	<b><u>H</u> &gt;161</b>
1	77,495	79,110	80,725	82,338	83,952	85,569	87,182	88,830
2	79,432	81,088	82,743	84,396	86,051	87,708	89,362	91,051
3	79,432	81,088	82,743	84,396	86,051	87,708	89,362	91,051
4	79,432	81,088	82,743	84,396	86,051	87,708	89,362	91,051
5	79,432	81,088	82,743	84,396	86,051	87,708	89,362	91,051
6	79,432	81,088	82,743	84,396	86,051	87,708	89,362	91,051
7	79,432	81,088	82,743	84,396	86,051	87,708	89,362	91,051
8	79,432	81,088	82,743	84,396	86,051	87,708	89,362	91,051
9	80,532	82,210	83,888	85,566	87,244	88,920	90,598	92,311
10	83,479	85,218	86,958	88,696	90,436	92,175	93,913	95,688
11	85,983	87,775	89,566	91,357	93,149	94,941	96,732	98,560
12	88,417	90,258	92,101	93,942	95,784	97,627	99,468	101,348
13	90,627	92,514	94,404	96,291	98,179	100,068	101,955	103,882
14	92,191	94,109	96,031	97,952	99,875	101,792	103,714	105,674
15	93,358	95,305	97,248	99,193	101,141	103,084	105,028	107,013
16	94,575	96,546	98,516	100,487	102,457	104,427	106,396	108,407
17	95,767	97,763	99,759	101,755	103,749	105,744	107,738	109,774
18	96,983	99,006	101,026	103,045	105,066	107,089	109,108	111,170
19	98,651	100,705	102,760	104,817	106,872	108,926	110,982	113,079
20	99,920	102,002	104,085	106,164	108,247	110,329	112,410	114,535
21	101,238	103,348	105,456	107,566	109,673	111,783	113,892	116,044
22	102,578	104,717	106,853	108,990	111,128	113,267	115,403	117,583
23	103,898	106,062	108,226	110,391	112,553	114,719	116,883	119,092
24	106,017	108,226	110,436	112,641	114,851	117,060	119,270	121,524
25	107,439	109,676	111,916	114,155	116,394	118,631	120,870	123,155
26	108,863	111,129	113,398	115,665	117,934	120,202	122,469	124,784
27	110,358	112,657	114,956	117,255	119,553	121,852	124,152	126,498
28	111,853	114,183	116,514	118,843	121,172	123,503	125,832	128,211
29	114,197	116,576	118,956	121,334	123,714	126,092	128,470	130,898
30	115,775	118,187	120,599	123,010	125,423	127,834	130,247	132,709
31	117,353	119,797	122,242	124,686	127,130	129,576	132,022	134,517
32	118,979	121,456	123,936	126,414	128,894	131,373	133,853	136,382
33	120,652	123,167	125,679	128,193	130,707	133,219	135,735	138,300
34	122,400	124,950	127,500	130,049	132,599	135,150	137,701	140,303
35	124,146	126,732	129,319	131,906	134,493	137,077	139,665	142,305

Add \$1500 for Magnet or \$3000 for Multitrack Year-Round Position-based Bonus  
Principals hired less than full time (100%) are paid a prorata amount based on percent employed.

The schedule is for the 2019-20 school year and is subject to change on the approval of the Board. The schedule incorporates state and local pay with the understanding that a principal will receive at least an amount equivalent to the applicable state pay. The schedule does not create any rights to any particular salary amount or any right to future salary increases.

**License Years:** Total number of years of experience on the NC educator license  
**Employee count** equals all certified staff plus Instructional Assistants

**WAKE COUNTY PUBLIC SCHOOL SYSTEM  
2021-2022 Salary Schedule  
HIGH SCHOOL PRINCIPALS**

**Employee Count**

<b>License Years</b>	<b><u>A</u> 0-40</b>	<b><u>B</u> 41-60</b>	<b><u>C</u> 61-80</b>	<b><u>D</u> 81-100</b>	<b><u>E</u> 101-120</b>	<b><u>F</u> 121-140</b>	<b><u>G</u> 141-160</b>	<b><u>H</u> &gt;161</b>
1	82,697	84,418	86,142	87,864	89,586	91,310	93,033	94,792
2	84,764	86,528	88,296	90,061	91,826	93,593	95,359	97,162
3	84,764	86,528	88,296	90,061	91,826	93,593	95,359	97,162
4	84,764	86,528	88,296	90,061	91,826	93,593	95,359	97,162
5	84,764	86,528	88,296	90,061	91,826	93,593	95,359	97,162
6	84,764	86,528	88,296	90,061	91,826	93,593	95,359	97,162
7	84,764	86,528	88,296	90,061	91,826	93,593	95,359	97,162
8	84,764	86,528	88,296	90,061	91,826	93,593	95,359	97,162
9	85,937	87,728	89,516	91,307	93,097	94,888	96,678	98,504
10	89,082	90,939	92,792	94,650	96,505	97,955	100,217	102,111
11	91,754	93,667	95,577	97,489	99,401	101,144	103,223	105,174
12	94,350	96,317	98,281	100,247	102,213	104,179	106,144	108,151
13	96,709	98,725	100,738	102,753	104,768	106,783	108,798	110,855
14	98,377	100,426	102,477	104,526	106,576	108,623	110,674	112,766
15	99,624	101,698	103,776	105,851	107,927	110,001	112,078	114,196
16	100,924	103,025	105,127	107,230	109,334	111,436	113,537	115,683
17	102,196	104,325	106,453	108,582	110,711	112,841	114,968	117,141
18	103,493	105,649	107,804	109,961	112,118	114,273	116,429	118,629
19	105,272	107,465	109,658	111,851	114,044	116,237	118,431	120,668
20	106,626	108,847	111,069	113,289	115,511	117,734	119,956	122,222
21	108,033	110,284	112,535	114,784	117,036	119,285	121,536	123,833
22	109,465	111,746	114,026	116,306	118,586	120,866	123,148	125,474
23	110,871	113,181	115,490	117,799	120,111	122,420	124,728	127,086
24	113,131	115,489	117,844	120,203	122,560	124,918	127,273	129,679
25	114,650	117,039	119,429	121,816	124,204	126,594	128,981	131,419
26	116,168	118,589	121,009	123,428	125,850	128,270	130,689	133,159
27	117,763	120,216	122,670	125,123	127,578	130,028	132,483	134,987
28	119,358	121,845	124,331	126,818	129,306	131,792	134,279	136,816
29	121,862	124,401	126,940	129,479	132,016	134,556	137,096	139,686
30	123,543	126,120	128,693	131,266	133,841	136,414	138,987	141,614
31	125,228	127,837	130,446	133,054	135,663	138,271	140,882	143,545
32	126,964	129,607	132,253	134,899	137,544	140,189	142,834	145,534
33	128,751	131,433	134,116	136,799	139,480	142,162	144,844	147,581
34	130,615	133,336	136,059	138,779	141,500	144,222	146,942	149,719
35	132,478	135,240	137,999	140,759	143,519	146,279	149,038	151,855

Add \$1500 for Magnet or \$3000 for Multitrack Year-Round Position-based Bonus

Principals hired less than full time (100%) are paid a prorata amount based on percent employed.

The schedule is for the 2019-20 school year and is subject to change on the approval of the Board. The schedule incorporates state and local pay with the understanding that a principal will receive at least an amount equivalent to the applicable state pay. The schedule does not create any rights to any particular salary amount or any right to future salary increases.

**License Years:** Total number of years of experience on the NC educator license

**Employee count** equals all certified staff plus Instructional Assistants

**NC Public Schools  
2021-2022 Salary Schedule  
State Principal Salary  
Effective July 1, 2021**


**(For Informational Purposes Only)**

**Monthly Schedules**

ADM Range	Schedule/ Pay Level	Base	Schedule/ Pay Level	Growth Met	Schedule/ Pay Level	Growth Exceeded
		Monthly Salary		Monthly Salary		Monthly Salary
up to 200	B0	5,819.00	G0	6,400.92	E0	6,982.83
201 to 400	B1	6,109.92	G1	6,720.92	E1	7,331.92
401 to 700	B2	6,400.92	G2	7,041.00	E2	7,681.08
701 to 1,000	B3	6,691.83	G3	7,361.00	E3	8,030.17
1,001 to 1,600	B4	6,982.83	G4	7,681.08	E4	8,379.42
over 1,600	B5	7,273.75	G5	8,001.17	E5	8,728.50

**Annual Schedules**

ADM Range	Schedule/ Pay Level	Base	Schedule/ Pay Level	Growth Met	Schedule/ Pay Level	Growth Exceeded
		Annual Salary		Annual Salary		Annual Salary
up to 200	B0	69,828.00	G0	76,811.00	E0	83,794.00
201 to 400	B1	73,319.00	G1	80,651.00	E1	87,983.00
401 to 700	B2	76,811.00	G2	84,492.00	E2	92,173.00
701 to 1,000	B3	80,302.00	G3	88,332.00	E3	96,362.00
1,001 to 1,600	B4	83,794.00	G4	92,173.00	E4	100,553.00
over 1,600	B5	87,285.00	G5	96,014.00	E5	104,742.00



**WAKE COUNTY  
PUBLIC SCHOOL SYSTEM**

**Administrative and Tech Band  
Salary Schedules  
2021-2022**



# WAKE COUNTY PUBLIC SCHOOL SYSTEM

## 2021-2022 Salary Schedules Table of Contents

	<u>Page(s)</u>
<b>Central Office and Technology</b>	
<b>Central Services Administrator Bands</b>	<b>1</b>
Administrator	
Director	
Senior Administrator	
Senior Director	
<b>Technology Bands</b>	<b>2</b>
Applications Development & Support Manager	
Business Process Architect	
Customer Support Analyst I	
Customer Support Analyst II	
Database Administrator	
Dissemination Specialist	
Enterprise Systems Administrator	
GIS & Technology Applications Analyst	
Identity and Access Management Engineer	
Information Security Analyst	
Information Security Officer	
Instructional Support Technician	
Operating System Deployment Specialist	
Operations Analyst	
Operator	
Position Title	
Programmer	
Software Deployment Specialist	
Software Testing and QA Analyst	
Systems Administrator I	
Systems Administrator II	
Systems Analyst	
Systems Programmer II	
Systems Trainer/Analyst	
Telecom Analyst	

**Wake County Public School System  
2021-2022 Salary Schedule  
Central Services Administrator Bands**

		<b>80%</b>	<b>90%</b>	<b>100%</b>	<b>110%</b>	<b>120%</b>
	<b>Position</b>	<b>Minimum</b>		<b>Midpoint</b>		<b>Maximum</b>
BAND 1	Senior Director	\$79,026	\$88,905	\$98,783	\$108,661	\$118,540
BAND 2	Director	\$70,134	\$78,902	\$87,668	\$96,435	\$105,203
BAND 3	Senior Administrator	\$62,256	\$70,039	\$77,821	\$85,603	\$93,385
BAND 4	Administrator	\$55,277	\$62,187	\$69,097	\$76,006	\$82,916

All amounts are annual.


Positions paid from these bands

- Senior Director
- Director
- Senior Administrator
- Administrator

**Wake County Public School System  
2021-2022 Salary Schedule  
Technology Bands**

Grade	Position Title	Minimum	90%	Mid	110%	Maximum
8	Customer Support Analyst I Dissemination Specialist Operator	\$38,662	\$43,495	\$48,328	\$53,161	\$57,994
10	Customer Support Analyst II	\$39,198	\$44,097	\$48,997	\$53,897	\$58,797
15	Operations Analyst Programmer	\$50,996	\$57,371	\$63,746	\$70,121	\$76,495
17	Enterprise Systems Administrator Instructional Support Technician Operating System Deployment Specialist Software Deployment Specialist Systems Analyst Systems Programmer II Systems Trainer/Analyst Telecom Analyst	\$55,828	\$62,807	\$69,786	\$76,765	\$83,743
22	Applications Development & Support Manager Business Process Architect GIS & Technology Applications Analyst Information Security Analyst Software Testing and QA Analyst Systems Administrator I	\$71,199	\$80,099	\$88,999	\$97,899	\$106,799
27	Database Administrator Identity and Access Management Engineer Information Security Officer Systems Administrator II	\$96,868	\$108,977	\$121,086	\$133,195	\$145,303

All amounts are annual.



# **WAKE COUNTY PUBLIC SCHOOL SYSTEM**

## **Classified Staff Salary Schedules 2021-2022**

**NOTES:**

1. The salary schedules posted for the current year are for initial placement purposes. Any future salary increases are dependent upon salary increases for noncertified employees adopted by the state and/or local Board of Education.
2. With few exceptions, WCPSS does not give experience (step) credit for private or out-of-state experience in the positions paid on these salary schedules.



# WAKE COUNTY PUBLIC SCHOOL SYSTEM

## 2021-2022 Salary Schedules Table of Contents

	<u>Page(s)</u>
<b>Index of Positions</b>	1-4
<b>Bus Drivers and Bus Operations Team Leaders</b>	5
<b>Noncertified Employees</b>	
Noncertified Grade 17	6
Noncertified Grade 18	7
Noncertified Grade 19	8
Noncertified Grade 20	9
Noncertified Grade 21	10
Noncertified Grade 22	11
Noncertified Grade 23	12
Noncertified Grade 24	13
Noncertified Grade 25	14
Noncertified Grade 26	15
Noncertified Grade 27	16
Noncertified Grade 28	17
Noncertified Grade 29	18
Noncertified Grade 30	19



**Wake County Public School System  
2021-2022 Salary Schedule  
Bus Drivers and Bus Operations Team Leaders**

<b>Step</b>	<b>Bus Driver</b>	<b>Bus Operations Team Leader</b>
0	\$15.00	\$2,686.67
1	\$15.45	\$2,767.27
2	\$15.45	\$2,767.27
3	\$15.73	\$2,815.47
4	\$16.01	\$2,863.68
5	\$16.28	\$2,911.88
6	\$16.56	\$2,960.09
7	\$16.84	\$3,008.29
8	\$17.12	\$3,056.49
9	\$17.40	\$3,104.70
10	\$17.67	\$3,152.90
11	\$17.95	\$3,201.11
12	\$18.23	\$3,249.31
13	\$18.51	\$3,297.51
14	\$18.79	\$3,345.72
15	\$19.07	\$3,393.92
16	\$19.34	\$3,442.13
17	\$19.62	\$3,490.33
18	\$19.90	\$3,538.53
19	\$20.18	\$3,586.74
20	\$20.46	\$3,634.94
21	\$20.73	\$3,683.15
22	\$21.01	\$3,731.35
23	\$21.29	\$3,779.55
24	\$21.57	\$3,827.76
25	\$21.85	\$3,875.96
26	\$22.12	\$3,924.17
27	\$22.40	\$3,972.37
28	\$22.68	\$4,020.57
29	\$22.96	\$4,068.78
30	\$23.24	\$4,116.98
31	\$23.51	\$4,165.19
32	\$23.79	\$4,213.39

Bus Driver amounts are hourly rates.

Bus Operation Team Leader are monthly rates.

Substitute bus drivers are paid according to the rates on the substitute salary schedule.

Bus driver trainees earn \$13.00 per hour.

Bus Driver - Route

Bus Driver - District

Bus Operations Team Leader

**WAKE COUNTY PUBLIC SCHOOL SYSTEM**  
**2021-2022 Salary Schedule**  
**NONCERTIFIED GRADE 17**

GR	Step	Hourly
17	00	\$13.00
17	01	\$13.00
17	02	\$13.00
17	03	\$13.00
17	04	\$13.00
17	05	\$13.31
17	06	\$13.68
17	07	\$13.68
17	08	\$13.68
17	09	\$13.68
17	10	\$13.68
17	11	\$13.68
17	12	\$13.83
17	13	\$13.98
17	14	\$14.11
17	15	\$14.28
17	16	\$14.42
17	17	\$14.57
17	18	\$14.72
17	19	\$14.84
17	20	\$14.98
17	21	\$15.11
17	22	\$15.25
17	23	\$15.40
17	24	\$15.52
17	25	\$15.66
17	26	\$15.81
17	27	\$15.94
17	28	\$16.11
17	29	\$16.24
17	30	\$16.40
17	31	\$16.54
17	32	\$16.70

**Employee Groups paid from Salary Grade 17:**

- Bus Safety Assistant
- CNS Cashier/Assistant
- CNS Floating Cashier/Assistant
- CNS Temporary - Hourly

**WAKE COUNTY PUBLIC SCHOOL SYSTEM**  
**2021-2022 Salary Schedule**  
**NONCERTIFIED GRADE 18**

GR	Step	Monthly Salaries		Hourly Rate	Annual Salaries		
		Traditional Calendar 10, 11, 12 Month	10 Month Year-Round or Modified	10, 11, 12 Month	10 Month	11 Month	12 Month
18	00	\$2,253.33	\$1,877.78	\$13.00	\$22,533.30	\$24,786.63	\$27,039.96
18	01	\$2,253.33	\$1,877.78	\$13.00	\$22,533.30	\$24,786.63	\$27,039.96
18	02	\$2,253.33	\$1,877.78	\$13.00	\$22,533.30	\$24,786.63	\$27,039.96
18	03	\$2,253.33	\$1,877.78	\$13.00	\$22,533.30	\$24,786.63	\$27,039.96
18	04	\$2,295.26	\$1,912.72	\$13.25	\$22,952.60	\$25,247.86	\$27,543.12
18	05	\$2,364.12	\$1,970.10	\$13.64	\$23,641.20	\$26,005.32	\$28,369.44
18	06	\$2,429.21	\$2,024.35	\$14.02	\$24,292.10	\$26,721.31	\$29,150.52
18	07	\$2,429.21	\$2,024.35	\$14.02	\$24,292.10	\$26,721.31	\$29,150.52
18	08	\$2,429.21	\$2,024.35	\$14.02	\$24,292.10	\$26,721.31	\$29,150.52
18	09	\$2,429.21	\$2,024.35	\$14.02	\$24,292.10	\$26,721.31	\$29,150.52
18	10	\$2,429.21	\$2,024.35	\$14.02	\$24,292.10	\$26,721.31	\$29,150.52
18	11	\$2,429.21	\$2,024.35	\$14.02	\$24,292.10	\$26,721.31	\$29,150.52
18	12	\$2,450.86	\$2,042.39	\$14.14	\$24,508.60	\$26,959.46	\$29,410.32
18	13	\$2,477.26	\$2,064.39	\$14.30	\$24,772.60	\$27,249.86	\$29,727.12
18	14	\$2,503.98	\$2,086.65	\$14.45	\$25,039.80	\$27,543.78	\$30,047.76
18	15	\$2,529.52	\$2,107.94	\$14.60	\$25,295.20	\$27,824.72	\$30,354.24
18	16	\$2,555.35	\$2,129.46	\$14.75	\$25,553.50	\$28,108.85	\$30,664.20
18	17	\$2,581.52	\$2,151.27	\$14.90	\$25,815.20	\$28,396.72	\$30,978.24
18	18	\$2,606.66	\$2,172.22	\$15.04	\$26,066.60	\$28,673.26	\$31,279.92
18	19	\$2,630.89	\$2,192.41	\$15.18	\$26,308.90	\$28,939.79	\$31,570.68
18	20	\$2,655.41	\$2,212.85	\$15.32	\$26,554.10	\$29,209.51	\$31,864.92
18	21	\$2,680.25	\$2,233.55	\$15.47	\$26,802.50	\$29,482.75	\$32,163.00
18	22	\$2,705.37	\$2,254.48	\$15.61	\$27,053.70	\$29,759.07	\$32,464.44
18	23	\$2,730.80	\$2,275.67	\$15.76	\$27,308.00	\$30,038.80	\$32,769.60
18	24	\$2,756.53	\$2,297.11	\$15.91	\$27,565.30	\$30,321.83	\$33,078.36
18	25	\$2,782.60	\$2,318.84	\$16.06	\$27,826.00	\$30,608.60	\$33,391.20
18	26	\$2,808.96	\$2,340.80	\$16.21	\$28,089.60	\$30,898.56	\$33,707.52
18	27	\$2,835.66	\$2,363.05	\$16.36	\$28,356.60	\$31,192.26	\$34,027.92
18	28	\$2,862.68	\$2,385.57	\$16.52	\$28,626.80	\$31,489.48	\$34,352.16
18	29	\$2,890.03	\$2,408.36	\$16.68	\$28,900.30	\$31,790.33	\$34,680.36
18	30	\$2,917.71	\$2,431.43	\$16.84	\$29,177.10	\$32,094.81	\$35,012.52
18	31	\$2,945.72	\$2,454.77	\$17.00	\$29,457.20	\$32,402.92	\$35,348.64
18	32+	\$2,974.05	\$2,478.38	\$17.16	\$29,740.50	\$32,714.55	\$35,688.60

**Employee Groups paid from Salary Grade 18:**

- |                                      |                                    |
|--------------------------------------|------------------------------------|
| Building Substitute (Non-Certified)  | CNS Manager Trainee                |
| Clerical Assistant                   | CNS Transporter                    |
| CNS Assistant Manager                | Custodian                          |
| CNS Assistant Manager (multi-campus) | Custodian Floater                  |
| CNS Floating Assistant Manager       | Instructional Assistant (10 month) |
| CNS Floating Transporter             |                                    |

**WAKE COUNTY PUBLIC SCHOOL SYSTEM**  
**2021-2022 Salary Schedule**  
**NONCERTIFIED GRADE 19**

GR	Step	Monthly Salaries		Hourly Rate	Annual Salaries		
		Traditional Calendar 10, 11, 12 Month	10 Month Year-Round or Modified	10, 11, 12 Month	10 Month	11 Month	12 Month
19	00	\$2,253.33	\$1,877.78	\$13.00	\$22,533.30	\$24,786.63	\$27,039.96
19	01	\$2,253.33	\$1,877.78	\$13.00	\$22,533.30	\$24,786.63	\$27,039.96
19	02	\$2,253.33	\$1,877.78	\$13.00	\$22,533.30	\$24,786.63	\$27,039.96
19	03	\$2,322.22	\$1,935.19	\$13.40	\$23,222.20	\$25,544.42	\$27,866.64
19	04	\$2,408.05	\$2,006.71	\$13.90	\$24,080.50	\$26,488.55	\$28,896.60
19	05	\$2,480.29	\$2,066.91	\$14.31	\$24,802.90	\$27,283.19	\$29,763.48
19	06	\$2,548.87	\$2,124.06	\$14.71	\$25,488.70	\$28,037.57	\$30,586.44
19	07	\$2,548.87	\$2,124.06	\$14.71	\$25,488.70	\$28,037.57	\$30,586.44
19	08	\$2,548.87	\$2,124.06	\$14.71	\$25,488.70	\$28,037.57	\$30,586.44
19	09	\$2,548.87	\$2,124.06	\$14.71	\$25,488.70	\$28,037.57	\$30,586.44
19	10	\$2,548.87	\$2,124.06	\$14.71	\$25,488.70	\$28,037.57	\$30,586.44
19	11	\$2,548.87	\$2,124.06	\$14.71	\$25,488.70	\$28,037.57	\$30,586.44
19	12	\$2,576.44	\$2,147.04	\$14.87	\$25,764.40	\$28,340.84	\$30,917.28
19	13	\$2,604.37	\$2,170.31	\$15.03	\$26,043.70	\$28,648.07	\$31,252.44
19	14	\$2,632.59	\$2,193.83	\$15.19	\$26,325.90	\$28,958.49	\$31,591.08
19	15	\$2,659.68	\$2,216.40	\$15.35	\$26,596.80	\$29,256.48	\$31,916.16
19	16	\$2,687.09	\$2,239.25	\$15.51	\$26,870.90	\$29,557.99	\$32,245.08
19	17	\$2,714.82	\$2,262.35	\$15.67	\$27,148.20	\$29,863.02	\$32,577.84
19	18	\$2,741.59	\$2,284.66	\$15.82	\$27,415.90	\$30,157.49	\$32,899.08
19	19	\$2,767.45	\$2,306.21	\$15.97	\$27,674.50	\$30,441.95	\$33,209.40
19	20	\$2,793.63	\$2,328.03	\$16.12	\$27,936.30	\$30,729.93	\$33,523.56
19	21	\$2,820.15	\$2,350.13	\$16.28	\$28,201.50	\$31,021.65	\$33,841.80
19	22	\$2,846.99	\$2,372.50	\$16.43	\$28,469.90	\$31,316.89	\$34,163.88
19	23	\$2,874.12	\$2,395.10	\$16.59	\$28,741.20	\$31,615.32	\$34,489.44
19	24	\$2,901.62	\$2,418.02	\$16.75	\$29,016.20	\$31,917.82	\$34,819.44
19	25	\$2,929.43	\$2,441.20	\$16.91	\$29,294.30	\$32,223.73	\$35,153.16
19	26	\$2,957.58	\$2,464.65	\$17.07	\$29,575.80	\$32,533.38	\$35,490.96
19	27	\$2,986.08	\$2,488.40	\$17.23	\$29,860.80	\$32,846.88	\$35,832.96
19	28	\$3,014.93	\$2,512.45	\$17.40	\$30,149.30	\$33,164.23	\$36,179.16
19	29	\$3,044.13	\$2,536.78	\$17.57	\$30,441.30	\$33,485.43	\$36,529.56
19	30	\$3,073.70	\$2,561.42	\$17.74	\$30,737.00	\$33,810.70	\$36,884.40
19	31	\$3,103.61	\$2,586.35	\$17.91	\$31,036.10	\$34,139.71	\$37,243.32
19	32+	\$3,133.86	\$2,611.55	\$18.08	\$31,338.60	\$34,472.46	\$37,606.32

**Employee Groups paid from Salary Grade 19:**

CNS Manager (0-400 Participation)  
Contract Transportation Clerk  
Courier  
Driver I  
Mail Clerk

Receptionist - Central Office  
Receptionist - Elementary School  
Receptionist - High School  
Receptionist - Middle School  
School Secretary - High School

**WAKE COUNTY PUBLIC SCHOOL SYSTEM**  
**2021-2022 Salary Schedule**  
**NONCERTIFIED GRADE 20**

**Monthly Salaries      Hourly Rate      Annual Salaries**

GR	Step	Traditional Calendar 10, 11, 12 Month	10 Month Year-Round or Modified	10, 11, 12 Month	10 Month	11 Month	12 Month
20	00	\$2,287.68	\$1,906.40	\$13.20	\$22,876.80	\$25,164.48	\$27,452.16
20	01	\$2,356.31	\$1,963.60	\$13.60	\$23,563.10	\$25,919.41	\$28,275.72
20	02	\$2,356.31	\$1,963.60	\$13.60	\$23,563.10	\$25,919.41	\$28,275.72
20	03	\$2,459.31	\$2,049.43	\$14.19	\$24,593.10	\$27,052.41	\$29,511.72
20	04	\$2,545.14	\$2,120.95	\$14.69	\$25,451.40	\$27,996.54	\$30,541.68
20	05	\$2,621.49	\$2,184.58	\$15.13	\$26,214.90	\$28,836.39	\$31,457.88
20	06	\$2,694.32	\$2,245.27	\$15.55	\$26,943.20	\$29,637.52	\$32,331.84
20	07	\$2,694.32	\$2,245.27	\$15.55	\$26,943.20	\$29,637.52	\$32,331.84
20	08	\$2,694.32	\$2,245.27	\$15.55	\$26,943.20	\$29,637.52	\$32,331.84
20	09	\$2,694.32	\$2,245.27	\$15.55	\$26,943.20	\$29,637.52	\$32,331.84
20	10	\$2,694.32	\$2,245.27	\$15.55	\$26,943.20	\$29,637.52	\$32,331.84
20	11	\$2,694.32	\$2,245.27	\$15.55	\$26,943.20	\$29,637.52	\$32,331.84
20	12	\$2,723.63	\$2,269.70	\$15.72	\$27,236.30	\$29,959.93	\$32,683.56
20	13	\$2,753.31	\$2,294.43	\$15.89	\$27,533.10	\$30,286.41	\$33,039.72
20	14	\$2,783.34	\$2,319.45	\$16.06	\$27,833.40	\$30,616.74	\$33,400.08
20	15	\$2,812.23	\$2,343.53	\$16.23	\$28,122.30	\$30,934.53	\$33,746.76
20	16	\$2,841.46	\$2,367.89	\$16.40	\$28,414.60	\$31,256.06	\$34,097.52
20	17	\$2,871.06	\$2,392.55	\$16.57	\$28,710.60	\$31,581.66	\$34,452.72
20	18	\$2,899.68	\$2,416.40	\$16.73	\$28,996.80	\$31,896.48	\$34,796.16
20	19	\$2,927.01	\$2,439.18	\$16.89	\$29,270.10	\$32,197.11	\$35,124.12
20	20	\$2,954.67	\$2,462.23	\$17.05	\$29,546.70	\$32,501.37	\$35,456.04
20	21	\$2,982.66	\$2,485.55	\$17.21	\$29,826.60	\$32,809.26	\$35,791.92
20	22	\$3,011.00	\$2,509.17	\$17.38	\$30,110.00	\$33,121.00	\$36,132.00
20	23	\$3,039.66	\$2,533.05	\$17.54	\$30,396.60	\$33,436.26	\$36,475.92
20	24	\$3,068.67	\$2,557.23	\$17.71	\$30,686.70	\$33,755.37	\$36,824.04
20	25	\$3,098.04	\$2,581.70	\$17.88	\$30,980.40	\$34,078.44	\$37,176.48
20	26	\$3,127.74	\$2,606.45	\$18.05	\$31,277.40	\$34,405.14	\$37,532.88
20	27	\$3,157.82	\$2,631.52	\$18.22	\$31,578.20	\$34,736.02	\$37,893.84
20	28	\$3,188.23	\$2,656.86	\$18.40	\$31,882.30	\$35,070.53	\$38,258.76
20	29	\$3,219.01	\$2,682.51	\$18.58	\$32,190.10	\$35,409.11	\$38,628.12
20	30	\$3,250.18	\$2,708.49	\$18.76	\$32,501.80	\$35,751.98	\$39,002.16
20	31	\$3,281.69	\$2,734.75	\$18.94	\$32,816.90	\$36,098.59	\$39,380.28
20	32+	\$3,313.61	\$2,761.35	\$19.12	\$33,136.10	\$36,449.71	\$39,763.32

**Employee Groups paid from Salary Grade 20:**

- |                                     |                                 |
|-------------------------------------|---------------------------------|
| Audiology Assistant                 | Parent Liason                   |
| Brailist                            | Receiving Clerk                 |
| CNS Manager (401-800 Participation) | Registrar                       |
| Custodian - Head                    | Technician                      |
| Customer Service Representative     | Transition Training Facilitator |
| Driver II                           | Warehouse General               |

**WAKE COUNTY PUBLIC SCHOOL SYSTEM**  
**2021-2022 Salary Schedule**  
**NONCERTIFIED GRADE 21**

GR	Step	Monthly Salaries		Hourly Rate	Annual Salaries		
		Traditional Calendar 10, 11, 12 Month	10 Month Year-Round or Modified	10, 11, 12 Month	10 Month	11 Month	12 Month
21	00	\$2,417.92	\$2,014.94	\$13.95	\$24,179.20	\$26,597.12	\$29,015.04
21	01	\$2,490.46	\$2,075.39	\$14.37	\$24,904.60	\$27,395.06	\$29,885.52
21	02	\$2,490.46	\$2,075.39	\$14.37	\$24,904.60	\$27,395.06	\$29,885.52
21	03	\$2,593.46	\$2,161.22	\$14.97	\$25,934.60	\$28,528.06	\$31,121.52
21	04	\$2,679.29	\$2,232.75	\$15.46	\$26,792.90	\$29,472.19	\$32,151.48
21	05	\$2,759.67	\$2,299.73	\$15.93	\$27,596.70	\$30,356.37	\$33,116.04
21	06	\$2,836.62	\$2,363.85	\$16.37	\$28,366.20	\$31,202.82	\$34,039.44
21	07	\$2,836.62	\$2,363.85	\$16.37	\$28,366.20	\$31,202.82	\$34,039.44
21	08	\$2,836.62	\$2,363.85	\$16.37	\$28,366.20	\$31,202.82	\$34,039.44
21	09	\$2,836.62	\$2,363.85	\$16.37	\$28,366.20	\$31,202.82	\$34,039.44
21	10	\$2,836.62	\$2,363.85	\$16.37	\$28,366.20	\$31,202.82	\$34,039.44
21	11	\$2,836.62	\$2,363.85	\$16.37	\$28,366.20	\$31,202.82	\$34,039.44
21	12	\$2,867.65	\$2,389.71	\$16.55	\$28,676.50	\$31,544.15	\$34,411.80
21	13	\$2,899.06	\$2,415.89	\$16.73	\$28,990.60	\$31,889.66	\$34,788.72
21	14	\$2,930.84	\$2,442.37	\$16.91	\$29,308.40	\$32,239.24	\$35,170.08
21	15	\$2,961.51	\$2,467.93	\$17.09	\$29,615.10	\$32,576.61	\$35,538.12
21	16	\$2,992.51	\$2,493.76	\$17.27	\$29,925.10	\$32,917.61	\$35,910.12
21	17	\$3,023.93	\$2,519.95	\$17.45	\$30,239.30	\$33,263.23	\$36,287.16
21	18	\$3,054.38	\$2,545.32	\$17.63	\$30,543.80	\$33,598.18	\$36,652.56
21	19	\$3,083.57	\$2,569.65	\$17.79	\$30,835.70	\$33,919.27	\$37,002.84
21	20	\$3,113.11	\$2,594.26	\$17.97	\$31,131.10	\$34,244.21	\$37,357.32
21	21	\$3,143.01	\$2,619.18	\$18.14	\$31,430.10	\$34,573.11	\$37,716.12
21	22	\$3,173.24	\$2,644.37	\$18.31	\$31,732.40	\$34,905.64	\$38,078.88
21	23	\$3,203.87	\$2,669.90	\$18.49	\$32,038.70	\$35,242.57	\$38,446.44
21	24	\$3,234.84	\$2,695.70	\$18.67	\$32,348.40	\$35,583.24	\$38,818.08
21	25	\$3,266.20	\$2,721.84	\$18.85	\$32,662.00	\$35,928.20	\$39,194.40
21	26	\$3,297.90	\$2,748.25	\$19.03	\$32,979.00	\$36,276.90	\$39,574.80
21	27	\$3,330.02	\$2,775.02	\$19.22	\$33,300.20	\$36,630.22	\$39,960.24
21	28	\$3,362.50	\$2,802.09	\$19.40	\$33,625.00	\$36,987.50	\$40,350.00
21	29	\$3,395.34	\$2,829.45	\$19.59	\$33,953.40	\$37,348.74	\$40,744.08
21	30	\$3,428.63	\$2,857.20	\$19.79	\$34,286.30	\$37,714.93	\$41,143.56
21	31	\$3,462.29	\$2,885.25	\$19.98	\$34,622.90	\$38,085.19	\$41,547.48
21	32+	\$3,496.34	\$2,913.62	\$20.18	\$34,963.40	\$38,459.74	\$41,956.08

**Employee Groups paid from Salary Grade 21:**

Central Records Technician  
 CNS Manager (801-1000 Participation)  
 CNS Receiving Specialist  
 Craftsman - Environmental and Grounds

Mechanic I  
 Secretary (Admin/Sr Admin)  
 Technology Assistant  
 Webster Center Multipurpose Technician

**WAKE COUNTY PUBLIC SCHOOL SYSTEM**  
**2021-2022 Salary Schedule**  
**NONCERTIFIED GRADE 22**

**Monthly Salaries      Hourly Rate      Annual Salaries**

GR	Step	Traditional Calendar 10, 11, 12 Month	10 Month Year-Round or Modified	10, 11, 12 Month	10 Month	11 Month	12 Month
22	00	\$2,557.04	\$2,130.87	\$14.76	\$25,570.40	\$28,127.44	\$30,684.48
22	01	\$2,633.75	\$2,194.80	\$15.20	\$26,337.50	\$28,971.25	\$31,605.00
22	02	\$2,633.75	\$2,194.80	\$15.20	\$26,337.50	\$28,971.25	\$31,605.00
22	03	\$2,736.75	\$2,280.63	\$15.79	\$27,367.50	\$30,104.25	\$32,841.00
22	04	\$2,822.58	\$2,352.15	\$16.29	\$28,225.80	\$31,048.38	\$33,870.96
22	05	\$2,907.26	\$2,422.72	\$16.78	\$29,072.60	\$31,979.86	\$34,887.12
22	06	\$2,988.65	\$2,490.55	\$17.25	\$29,886.50	\$32,875.15	\$35,863.80
22	07	\$2,988.65	\$2,490.55	\$17.25	\$29,886.50	\$32,875.15	\$35,863.80
22	08	\$2,988.65	\$2,490.55	\$17.25	\$29,886.50	\$32,875.15	\$35,863.80
22	09	\$2,988.65	\$2,490.55	\$17.25	\$29,886.50	\$32,875.15	\$35,863.80
22	10	\$2,988.65	\$2,490.55	\$17.25	\$29,886.50	\$32,875.15	\$35,863.80
22	11	\$2,988.65	\$2,490.55	\$17.25	\$29,886.50	\$32,875.15	\$35,863.80
22	12	\$3,021.51	\$2,517.93	\$17.44	\$30,215.10	\$33,236.61	\$36,258.12
22	13	\$3,054.74	\$2,545.62	\$17.63	\$30,547.40	\$33,602.14	\$36,656.88
22	14	\$3,088.39	\$2,573.66	\$17.82	\$30,883.90	\$33,972.29	\$37,060.68
22	15	\$3,120.94	\$2,600.79	\$18.01	\$31,209.40	\$34,330.34	\$37,451.28
22	16	\$3,153.89	\$2,628.25	\$18.20	\$31,538.90	\$34,692.79	\$37,846.68
22	17	\$3,187.21	\$2,656.01	\$18.39	\$31,872.10	\$35,059.31	\$38,246.52
22	18	\$3,219.63	\$2,683.03	\$18.58	\$32,196.30	\$35,415.93	\$38,635.56
22	19	\$3,250.79	\$2,709.00	\$18.76	\$32,507.90	\$35,758.69	\$39,009.48
22	20	\$3,282.33	\$2,735.28	\$18.94	\$32,823.30	\$36,105.63	\$39,387.96
22	21	\$3,314.22	\$2,761.85	\$19.13	\$33,142.20	\$36,456.42	\$39,770.64
22	22	\$3,346.51	\$2,788.76	\$19.31	\$33,465.10	\$36,811.61	\$40,158.12
22	23	\$3,379.21	\$2,816.01	\$19.50	\$33,792.10	\$37,171.31	\$40,550.52
22	24	\$3,412.29	\$2,843.58	\$19.69	\$34,122.90	\$37,535.19	\$40,947.48
22	25	\$3,445.75	\$2,871.46	\$19.88	\$34,457.50	\$37,903.25	\$41,349.00
22	26	\$3,479.63	\$2,899.70	\$20.08	\$34,796.30	\$38,275.93	\$41,755.56
22	27	\$3,513.90	\$2,928.25	\$20.28	\$35,139.00	\$38,652.90	\$42,166.80
22	28	\$3,548.59	\$2,957.16	\$20.48	\$35,485.90	\$39,034.49	\$42,583.08
22	29	\$3,583.67	\$2,986.40	\$20.68	\$35,836.70	\$39,420.37	\$43,004.04
22	30	\$3,619.18	\$3,015.99	\$20.88	\$36,191.80	\$39,810.98	\$43,430.16
22	31	\$3,655.13	\$3,045.95	\$21.09	\$36,551.30	\$40,206.43	\$43,861.56
22	32+	\$3,691.50	\$3,076.25	\$21.30	\$36,915.00	\$40,606.50	\$44,298.00

**Employee Groups paid from Salary Grade 22:**

- |                                       |  |
|---------------------------------------|--|
| Assessment Technician-CIE             | Growth and Planning Technician                                 |
| Bookkeeper                            | Secretary (Director)   |
| CNS Eligibility Specialist            | Student Info. Data Manager - Elementary                        |
| CNS Manager (1001-1400 Participation) | Student Info. Data Manager - Middle and High School (+2 steps) |
| Data Manager                          | Student Info. Data Manager - 4-Track Yr. Round (+2 steps)      |
| Data Processor/Student Assignment     | Student Info. Data Mgr. - Middle/High & Yr. Round (+4 steps)   |
| Facilities Maintenance Technician     | Warehouse General II   |
| File Room Technician                  |  |

**WAKE COUNTY PUBLIC SCHOOL SYSTEM**  
**2021-2022 Salary Schedule**  
**NONCERTIFIED GRADE 23**

		Monthly Salaries		Hourly Rate	Annual Salaries		
GR	Step	Traditional Calendar 10, 11, 12 Month	10 Month Year-Round or Modified	10, 11, 12 Month	10 Month	11 Month	12 Month
23	00	\$2,705.49	\$2,254.58	\$15.61	\$27,054.90	\$29,760.39	\$32,465.88
23	01	\$2,786.65	\$2,322.21	\$16.08	\$27,866.50	\$30,653.15	\$33,439.80
23	02	\$2,786.65	\$2,322.21	\$16.08	\$27,866.50	\$30,653.15	\$33,439.80
23	03	\$2,889.65	\$2,408.05	\$16.68	\$28,896.50	\$31,786.15	\$34,675.80
23	04	\$2,976.34	\$2,480.29	\$17.18	\$29,763.40	\$32,739.74	\$35,716.08
23	05	\$3,064.74	\$2,553.95	\$17.69	\$30,647.40	\$33,712.14	\$36,776.88
23	06	\$3,150.86	\$2,625.72	\$18.18	\$31,508.60	\$34,659.46	\$37,810.32
23	07	\$3,150.86	\$2,625.72	\$18.18	\$31,508.60	\$34,659.46	\$37,810.32
23	08	\$3,150.86	\$2,625.72	\$18.18	\$31,508.60	\$34,659.46	\$37,810.32
23	09	\$3,150.86	\$2,625.72	\$18.18	\$31,508.60	\$34,659.46	\$37,810.32
23	10	\$3,150.86	\$2,625.72	\$18.18	\$31,508.60	\$34,659.46	\$37,810.32
23	11	\$3,150.86	\$2,625.72	\$18.18	\$31,508.60	\$34,659.46	\$37,810.32
23	12	\$3,185.65	\$2,654.71	\$18.38	\$31,856.50	\$35,042.15	\$38,227.80
23	13	\$3,220.87	\$2,684.06	\$18.59	\$32,208.70	\$35,429.57	\$38,650.44
23	14	\$3,256.52	\$2,713.77	\$18.79	\$32,565.20	\$35,821.72	\$39,078.24
23	15	\$3,291.08	\$2,742.57	\$18.99	\$32,910.80	\$36,201.88	\$39,492.96
23	16	\$3,326.07	\$2,771.73	\$19.19	\$33,260.70	\$36,586.77	\$39,912.84
23	17	\$3,361.45	\$2,801.21	\$19.40	\$33,614.50	\$36,975.95	\$40,337.40
23	18	\$3,395.99	\$2,830.00	\$19.60	\$33,959.90	\$37,355.89	\$40,751.88
23	19	\$3,429.25	\$2,857.71	\$19.79	\$34,292.50	\$37,721.75	\$41,151.00
23	20	\$3,462.91	\$2,885.76	\$19.98	\$34,629.10	\$38,092.01	\$41,554.92
23	21	\$3,496.99	\$2,914.16	\$20.18	\$34,969.90	\$38,466.89	\$41,963.88
23	22	\$3,531.47	\$2,942.90	\$20.38	\$35,314.70	\$38,846.17	\$42,377.64
23	23	\$3,566.38	\$2,971.99	\$20.58	\$35,663.80	\$39,230.18	\$42,796.56
23	24	\$3,601.68	\$3,001.40	\$20.78	\$36,016.80	\$39,618.48	\$43,220.16
23	25	\$3,637.41	\$3,031.18	\$20.99	\$36,374.10	\$40,011.51	\$43,648.92
23	26	\$3,673.58	\$3,061.32	\$21.20	\$36,735.80	\$40,409.38	\$44,082.96
23	27	\$3,710.19	\$3,091.83	\$21.41	\$37,101.90	\$40,812.09	\$44,522.28
23	28	\$3,747.20	\$3,122.67	\$21.62	\$37,472.00	\$41,219.20	\$44,966.40
23	29	\$3,784.68	\$3,153.90	\$21.84	\$37,846.80	\$41,631.48	\$45,416.16
23	30	\$3,822.62	\$3,185.52	\$22.06	\$38,226.20	\$42,048.82	\$45,871.44
23	31	\$3,861.00	\$3,217.50	\$22.28	\$38,610.00	\$42,471.00	\$46,332.00
23	32+	\$3,899.82	\$3,249.85	\$22.50	\$38,998.20	\$42,898.02	\$46,797.84

**Employee Groups paid from Salary Grade 23:**

- |  |   |
|--|---|
| Accounts Payable Processing Technician | Language Services Technician                    |
| Audiology Technician                   | Lead Secretary (Yr.-Round Multi-Track +2 steps) |
| Benefits Representative                | Mechanic II                                     |
| Building Substitute (Certified)        | Office Manager                                  |
| CNS Manager (1401-1800 Participation)  | Payroll Technician                              |
| Community Schools Technician           | Print Specialist                                |
| Craftsman - Automotive Repair          | Processing Technician                           |
| Craftsman - Locksmith                  | Secretary (Sr. Director)                        |
| Craftsman - Plumbing                   | TIMS Technician                                 |
| Custodial Supervisor                   |   |

**WAKE COUNTY PUBLIC SCHOOL SYSTEM  
2021-2022 Salary Schedule  
NONCERTIFIED GRADE 24**

		Monthly Salaries		Hourly Rate	Annual Salaries		
GR	Step	Traditional Calendar 10, 11, 12 Month	10 Month Year-Round or Modified	10, 11, 12 Month	10 Month	11 Month	12 Month
24	00	\$2,864.15	\$2,386.80	\$16.53	\$28,641.50	\$31,505.65	\$34,369.80
24	01	\$2,950.07	\$2,458.40	\$17.02	\$29,500.70	\$32,450.77	\$35,400.84
24	02	\$2,950.07	\$2,458.40	\$17.02	\$29,500.70	\$32,450.77	\$35,400.84
24	03	\$3,053.07	\$2,544.23	\$17.62	\$30,530.70	\$33,583.77	\$36,636.84
24	04	\$3,144.66	\$2,620.55	\$18.15	\$31,446.60	\$34,591.26	\$37,735.92
24	05	\$3,233.07	\$2,694.23	\$18.66	\$32,330.70	\$35,563.77	\$38,796.84
24	06	\$3,324.23	\$2,770.20	\$19.18	\$33,242.30	\$36,566.53	\$39,890.76
24	07	\$3,324.23	\$2,770.20	\$19.18	\$33,242.30	\$36,566.53	\$39,890.76
24	08	\$3,324.23	\$2,770.20	\$19.18	\$33,242.30	\$36,566.53	\$39,890.76
24	09	\$3,324.23	\$2,770.20	\$19.18	\$33,242.30	\$36,566.53	\$39,890.76
24	10	\$3,324.23	\$2,770.20	\$19.18	\$33,242.30	\$36,566.53	\$39,890.76
24	11	\$3,324.23	\$2,770.20	\$19.18	\$33,242.30	\$36,566.53	\$39,890.76
24	12	\$3,361.12	\$2,800.94	\$19.40	\$33,611.20	\$36,972.32	\$40,333.44
24	13	\$3,398.43	\$2,832.03	\$19.61	\$33,984.30	\$37,382.73	\$40,781.16
24	14	\$3,436.20	\$2,863.50	\$19.83	\$34,362.00	\$37,798.20	\$41,234.40
24	15	\$3,472.93	\$2,894.11	\$20.04	\$34,729.30	\$38,202.23	\$41,675.16
24	16	\$3,510.10	\$2,925.09	\$20.26	\$35,101.00	\$38,611.10	\$42,121.20
24	17	\$3,547.69	\$2,956.41	\$20.47	\$35,476.90	\$39,024.59	\$42,572.28
24	18	\$3,584.43	\$2,987.03	\$20.68	\$35,844.30	\$39,428.73	\$43,013.16
24	19	\$3,619.98	\$3,016.65	\$20.89	\$36,199.80	\$39,819.78	\$43,439.76
24	20	\$3,655.91	\$3,046.60	\$21.10	\$36,559.10	\$40,215.01	\$43,870.92
24	21	\$3,692.29	\$3,076.91	\$21.31	\$36,922.90	\$40,615.19	\$44,307.48
24	22	\$3,729.13	\$3,107.61	\$21.52	\$37,291.30	\$41,020.43	\$44,749.56
24	23	\$3,766.35	\$3,138.63	\$21.73	\$37,663.50	\$41,429.85	\$45,196.20
24	24	\$3,804.08	\$3,170.07	\$21.95	\$38,040.80	\$41,844.88	\$45,648.96
24	25	\$3,842.21	\$3,201.85	\$22.17	\$38,422.10	\$42,264.31	\$46,106.52
24	26	\$3,880.80	\$3,234.00	\$22.39	\$38,808.00	\$42,688.80	\$46,569.60
24	27	\$3,919.89	\$3,266.58	\$22.62	\$39,198.90	\$43,118.79	\$47,038.68
24	28	\$3,959.43	\$3,299.53	\$22.85	\$39,594.30	\$43,553.73	\$47,513.16
24	29	\$3,999.44	\$3,332.87	\$23.08	\$39,994.40	\$43,993.84	\$47,993.28
24	30	\$4,039.93	\$3,366.61	\$23.31	\$40,399.30	\$44,439.23	\$48,479.16
24	31	\$4,080.90	\$3,400.75	\$23.55	\$40,809.00	\$44,889.90	\$48,970.80
24	32+	\$4,122.36	\$3,435.30	\$23.79	\$41,223.60	\$45,345.96	\$49,468.32

**Employee Groups paid from Salary Grade 24:**

CNS Manager (multi-campus)  
 CNS Support Specialist  
 Craftsman - Communications  
 Craftsman - Electrical  
 Craftsman - Integrated Pest Management  
 Custodial Field Supervisor  
 Interpreter/Transliterater (state certif I)  
 Lead HR Processing Technician  
 Maintenance Procurement Specialist

Master Craftsman - Automotive Repair  
 Master Craftsman - Environ. and Grounds  
 Master Craftsman - Locksmith  
 Mechanic III  
 Program Specialist  
 Receiving Team Leader  
 Shipping Team Leader  
 Testing Technician  
 Warehouse Team Leader

**WAKE COUNTY PUBLIC SCHOOL SYSTEM**  
**2021-2022 Salary Schedule**  
**NONCERTIFIED GRADE 25**

		Monthly Salaries		Hourly Rate	Annual Salaries		
GR	Step	Traditional Calendar 10, 11, 12 Month	10 Month Year-Round or Modified	10, 11, 12 Month	10 Month	11 Month	12 Month
25	00	\$3,033.45	\$2,527.88	\$17.51	\$30,334.50	\$33,367.95	\$36,401.40
25	01	\$3,124.45	\$2,603.71	\$18.03	\$31,244.50	\$34,368.95	\$37,493.40
25	02	\$3,124.45	\$2,603.71	\$18.03	\$31,244.50	\$34,368.95	\$37,493.40
25	03	\$3,227.45	\$2,689.55	\$18.62	\$32,274.50	\$35,501.95	\$38,729.40
25	04	\$3,324.27	\$2,770.23	\$19.18	\$33,242.70	\$36,566.97	\$39,891.24
25	05	\$3,412.68	\$2,843.90	\$19.69	\$34,126.80	\$37,539.48	\$40,952.16
25	06	\$3,509.23	\$2,924.36	\$20.25	\$35,092.30	\$38,601.53	\$42,110.76
25	07	\$3,509.23	\$2,924.36	\$20.25	\$35,092.30	\$38,601.53	\$42,110.76
25	08	\$3,509.23	\$2,924.36	\$20.25	\$35,092.30	\$38,601.53	\$42,110.76
25	09	\$3,509.23	\$2,924.36	\$20.25	\$35,092.30	\$38,601.53	\$42,110.76
25	10	\$3,509.23	\$2,924.36	\$20.25	\$35,092.30	\$38,601.53	\$42,110.76
25	11	\$3,509.23	\$2,924.36	\$20.25	\$35,092.30	\$38,601.53	\$42,110.76
25	12	\$3,548.33	\$2,956.95	\$20.48	\$35,483.30	\$39,031.63	\$42,579.96
25	13	\$3,587.90	\$2,989.92	\$20.70	\$35,879.00	\$39,466.90	\$43,054.80
25	14	\$3,627.95	\$3,023.30	\$20.94	\$36,279.50	\$39,907.45	\$43,535.40
25	15	\$3,666.96	\$3,055.80	\$21.16	\$36,669.60	\$40,336.56	\$44,003.52
25	16	\$3,706.44	\$3,088.70	\$21.39	\$37,064.40	\$40,770.84	\$44,477.28
25	17	\$3,746.42	\$3,122.02	\$21.62	\$37,464.20	\$41,210.62	\$44,957.04
25	18	\$3,785.55	\$3,154.63	\$21.84	\$37,855.50	\$41,641.05	\$45,426.60
25	19	\$3,823.47	\$3,186.23	\$22.06	\$38,234.70	\$42,058.17	\$45,881.64
25	20	\$3,861.87	\$3,218.23	\$22.29	\$38,618.70	\$42,480.57	\$46,342.44
25	21	\$3,900.70	\$3,250.59	\$22.51	\$39,007.00	\$42,907.70	\$46,808.40
25	22	\$3,940.02	\$3,283.35	\$22.74	\$39,400.20	\$43,340.22	\$47,280.24
25	23	\$3,979.80	\$3,316.50	\$22.97	\$39,798.00	\$43,777.80	\$47,757.60
25	24	\$4,020.04	\$3,350.04	\$23.20	\$40,200.40	\$44,220.44	\$48,240.48
25	25	\$4,060.79	\$3,384.00	\$23.43	\$40,607.90	\$44,668.69	\$48,729.48
25	26	\$4,102.01	\$3,418.35	\$23.67	\$41,020.10	\$45,122.11	\$49,224.12
25	27	\$4,143.72	\$3,453.10	\$23.91	\$41,437.20	\$45,580.92	\$49,724.64
25	28	\$4,185.93	\$3,488.28	\$24.15	\$41,859.30	\$46,045.23	\$50,231.16
25	29	\$4,228.64	\$3,523.87	\$24.40	\$42,286.40	\$46,515.04	\$50,743.68
25	30	\$4,271.88	\$3,559.90	\$24.65	\$42,718.80	\$46,990.68	\$51,262.56
25	31	\$4,315.62	\$3,596.35	\$24.90	\$43,156.20	\$47,471.82	\$51,787.44
25	32+	\$4,359.90	\$3,633.25	\$25.16	\$43,599.00	\$47,958.90	\$52,318.80

**Employee Groups paid from Salary Grade 25:**

- |  |   |
|--|---|
| Accounting Specialist                        | Human Resources Specialist                  |
| Bilingual Specialist - Interpreter           | Master Craftsman - Communications           |
| CNS Program Specialist                       | Master Craftsman - Security                 |
| Communications Specialist                    | Secretary (Area Superintendent)             |
| Compliance Reporting Specialist              | Secretary (Assistant Superintendent)        |
| Compliance Specialist                        | Security Technician                         |
| Craftsman - HVAC                             | Training Specialist                         |
| Departmental Budget Analyst                  | Transportation Customer Service Team Leader |
| Event Coordinator                            | Transportation Team Leader                  |
| Interpreter/Transliterator (state certif II) | Transportation Technology Technician        |

**WAKE COUNTY PUBLIC SCHOOL SYSTEM  
2021-2022 Salary Schedule  
NONCERTIFIED GRADE 26**

GR	Step	Monthly Salaries		Hourly Rate	Annual Salaries		
		Traditional Calendar 10, 11, 12 Month	10 Month Year-Round or Modified	10, 11, 12 Month	10 Month	11 Month	12 Month
26	00	\$3,214.18	\$2,678.49	\$18.55	\$32,141.80	\$35,355.98	\$38,570.16
26	01	\$3,310.61	\$2,758.85	\$19.10	\$33,106.10	\$36,416.71	\$39,727.32
26	02	\$3,310.61	\$2,758.85	\$19.10	\$33,106.10	\$36,416.71	\$39,727.32
26	03	\$3,413.61	\$2,844.68	\$19.70	\$34,136.10	\$37,549.71	\$40,963.32
26	04	\$3,516.02	\$2,930.02	\$20.29	\$35,160.20	\$38,676.22	\$42,192.24
26	05	\$3,604.42	\$3,003.69	\$20.80	\$36,044.20	\$39,648.62	\$43,253.04
26	06	\$3,706.72	\$3,088.94	\$21.39	\$37,067.20	\$40,773.92	\$44,480.64
26	07	\$3,706.72	\$3,088.94	\$21.39	\$37,067.20	\$40,773.92	\$44,480.64
26	08	\$3,706.72	\$3,088.94	\$21.39	\$37,067.20	\$40,773.92	\$44,480.64
26	09	\$3,706.72	\$3,088.94	\$21.39	\$37,067.20	\$40,773.92	\$44,480.64
26	10	\$3,706.72	\$3,088.94	\$21.39	\$37,067.20	\$40,773.92	\$44,480.64
26	11	\$3,706.72	\$3,088.94	\$21.39	\$37,067.20	\$40,773.92	\$44,480.64
26	12	\$3,748.20	\$3,123.50	\$21.63	\$37,482.00	\$41,230.20	\$44,978.40
26	13	\$3,790.17	\$3,158.48	\$21.87	\$37,901.70	\$41,691.87	\$45,482.04
26	14	\$3,832.65	\$3,193.88	\$22.12	\$38,326.50	\$42,159.15	\$45,991.80
26	15	\$3,874.12	\$3,228.44	\$22.36	\$38,741.20	\$42,615.32	\$46,489.44
26	16	\$3,916.11	\$3,263.43	\$22.60	\$39,161.10	\$43,077.21	\$46,993.32
26	17	\$3,958.60	\$3,298.84	\$22.84	\$39,586.00	\$43,544.60	\$47,503.20
26	18	\$4,000.27	\$3,333.56	\$23.08	\$40,002.70	\$44,002.97	\$48,003.24
26	19	\$4,040.77	\$3,367.31	\$23.32	\$40,407.70	\$44,448.47	\$48,489.24
26	20	\$4,081.75	\$3,401.46	\$23.55	\$40,817.50	\$44,899.25	\$48,981.00
26	21	\$4,123.23	\$3,436.03	\$23.79	\$41,232.30	\$45,355.53	\$49,478.76
26	22	\$4,165.20	\$3,471.00	\$24.03	\$41,652.00	\$45,817.20	\$49,982.40
26	23	\$4,207.65	\$3,506.38	\$24.28	\$42,076.50	\$46,284.15	\$50,491.80
26	24	\$4,250.63	\$3,542.20	\$24.53	\$42,506.30	\$46,756.93	\$51,007.56
26	25	\$4,294.14	\$3,578.45	\$24.78	\$42,941.40	\$47,235.54	\$51,529.68
26	26	\$4,338.14	\$3,615.12	\$25.03	\$43,381.40	\$47,719.54	\$52,057.68
26	27	\$4,382.68	\$3,652.24	\$25.29	\$43,826.80	\$48,209.48	\$52,592.16
26	28	\$4,427.75	\$3,689.80	\$25.55	\$44,277.50	\$48,705.25	\$53,133.00
26	29	\$4,473.37	\$3,727.81	\$25.81	\$44,733.70	\$49,207.07	\$53,680.44
26	30	\$4,519.51	\$3,766.26	\$26.08	\$45,195.10	\$49,714.61	\$54,234.12
26	31	\$4,566.23	\$3,805.20	\$26.35	\$45,662.30	\$50,228.53	\$54,794.76
26	32+	\$4,613.47	\$3,844.56	\$26.62	\$46,134.70	\$50,748.17	\$55,361.64

**Employee Groups paid from Salary Grade 26:**

- |   |   |
|---|---|
| Area Custodial Manager                        | Nurse - Noncertified                      |
| Buyer I                                       | Parent as Teacher - Project Enlightenment |
| Data Analyst                                  | Payroll Rating Specialist                 |
| Database/Network Manager (Non-IS)             | Payroll Team Leader                       |
| Interpreter/Transliterater (state certif III) | Program Controls Team Leader              |
| Master Craftsman - Electrical                 | School Accounting Specialist              |
| Master Craftsman - Integrated Pest Mgmt.      | Secretary (Chief Officer)                 |
| Master Craftsman - Plumbing                   | Team Leader - Benefits                    |
|   | Textbook Curriculum Specialist            |

**WAKE COUNTY PUBLIC SCHOOL SYSTEM**  
**2021-2022 Salary Schedule**  
**NONCERTIFIED GRADE 27**

		Monthly Salaries		Hourly Rate	Annual Salaries		
GR	Step	Traditional Calendar 10, 11, 12 Month	10 Month Year-Round or Modified	10, 11, 12 Month	10 Month	11 Month	12 Month
27	00	\$3,407.18	\$2,839.32	\$19.66	\$34,071.80	\$37,478.98	\$40,886.16
27	01	\$3,509.40	\$2,924.50	\$20.25	\$35,094.00	\$38,603.40	\$42,112.80
27	02	\$3,509.40	\$2,924.50	\$20.25	\$35,094.00	\$38,603.40	\$42,112.80
27	03	\$3,614.68	\$3,012.24	\$20.86	\$36,146.80	\$39,761.48	\$43,376.16
27	04	\$3,720.77	\$3,100.65	\$21.47	\$37,207.70	\$40,928.47	\$44,649.24
27	05	\$3,809.18	\$3,174.32	\$21.98	\$38,091.80	\$41,900.98	\$45,710.16
27	06	\$3,917.62	\$3,264.69	\$22.61	\$39,176.20	\$43,093.82	\$47,011.44
27	07	\$3,917.62	\$3,264.69	\$22.61	\$39,176.20	\$43,093.82	\$47,011.44
27	08	\$3,917.62	\$3,264.69	\$22.61	\$39,176.20	\$43,093.82	\$47,011.44
27	09	\$3,917.62	\$3,264.69	\$22.61	\$39,176.20	\$43,093.82	\$47,011.44
27	10	\$3,917.62	\$3,264.69	\$22.61	\$39,176.20	\$43,093.82	\$47,011.44
27	11	\$3,917.62	\$3,264.69	\$22.61	\$39,176.20	\$43,093.82	\$47,011.44
27	12	\$3,961.64	\$3,301.37	\$22.86	\$39,616.40	\$43,578.04	\$47,539.68
27	13	\$4,006.15	\$3,338.46	\$23.12	\$40,061.50	\$44,067.65	\$48,073.80
27	14	\$4,051.22	\$3,376.02	\$23.38	\$40,512.20	\$44,563.42	\$48,614.64
27	15	\$4,095.32	\$3,412.77	\$23.63	\$40,953.20	\$45,048.52	\$49,143.84
27	16	\$4,139.94	\$3,449.95	\$23.89	\$41,399.40	\$45,539.34	\$49,679.28
27	17	\$4,185.10	\$3,487.59	\$24.15	\$41,851.00	\$46,036.10	\$50,221.20
27	18	\$4,229.51	\$3,524.60	\$24.41	\$42,295.10	\$46,524.61	\$50,754.12
27	19	\$4,272.74	\$3,560.62	\$24.66	\$42,727.40	\$47,000.14	\$51,272.88
27	20	\$4,316.50	\$3,597.09	\$24.91	\$43,165.00	\$47,481.50	\$51,798.00
27	21	\$4,360.78	\$3,633.99	\$25.16	\$43,607.80	\$47,968.58	\$52,329.36
27	22	\$4,405.59	\$3,671.33	\$25.42	\$44,055.90	\$48,461.49	\$52,867.08
27	23	\$4,450.94	\$3,709.12	\$25.68	\$44,509.40	\$48,960.34	\$53,411.28
27	24	\$4,496.80	\$3,747.34	\$25.95	\$44,968.00	\$49,464.80	\$53,961.60
27	25	\$4,543.25	\$3,786.05	\$26.22	\$45,432.50	\$49,975.75	\$54,519.00
27	26	\$4,590.25	\$3,825.21	\$26.49	\$45,902.50	\$50,492.75	\$55,083.00
27	27	\$4,637.81	\$3,864.85	\$26.76	\$46,378.10	\$51,015.91	\$55,653.72
27	28	\$4,685.92	\$3,904.94	\$27.04	\$46,859.20	\$51,545.12	\$56,231.04
27	29	\$4,734.61	\$3,945.51	\$27.32	\$47,346.10	\$52,080.71	\$56,815.32
27	30	\$4,783.90	\$3,986.59	\$27.60	\$47,839.00	\$52,622.90	\$57,406.80
27	31	\$4,833.77	\$4,028.15	\$27.89	\$48,337.70	\$53,171.47	\$58,005.24
27	32+	\$4,884.25	\$4,070.21	\$28.18	\$48,842.50	\$53,726.75	\$58,611.00

**Employee Groups paid from Salary Grade 27:**

Asst. Coordinator, Community Use	Master Craftsman - HVAC
Budget Analyst	Master Craftsman - Waste Water and Water Quality
CNS Catering Manager	Mechanic IV
CNS Master Craftsman- Refrigeration	Project Specialist
Craftsman - Energy Management	Regional Custodial Manager
Departmental Budget Analyst Team Leader	Team Leader - Maintenance
Executive Assistant to Superintendent	

**WAKE COUNTY PUBLIC SCHOOL SYSTEM  
2021-2022 Salary Schedule  
NONCERTIFIED GRADE 28**

		Monthly Salaries		Hourly Rate	Annual Salaries		
GR	Step	Traditional Calendar 10, 11, 12 Month	10 Month Year-Round or Modified	10, 11, 12 Month	10 Month	11 Month	12 Month
28	00	\$3,613.29	\$3,011.08	\$20.85	\$36,132.90	\$39,746.19	\$43,359.48
28	01	\$3,721.69	\$3,101.41	\$21.48	\$37,216.90	\$40,938.59	\$44,660.28
28	02	\$3,721.69	\$3,101.41	\$21.48	\$37,216.90	\$40,938.59	\$44,660.28
28	03	\$3,833.34	\$3,194.45	\$22.12	\$38,333.40	\$42,166.74	\$46,000.08
28	04	\$3,939.43	\$3,282.86	\$22.73	\$39,394.30	\$43,333.73	\$47,273.16
28	05	\$4,027.84	\$3,356.54	\$23.24	\$40,278.40	\$44,306.24	\$48,334.08
28	06	\$4,142.84	\$3,452.37	\$23.91	\$41,428.40	\$45,571.24	\$49,714.08
28	07	\$4,142.84	\$3,452.37	\$23.91	\$41,428.40	\$45,571.24	\$49,714.08
28	08	\$4,142.84	\$3,452.37	\$23.91	\$41,428.40	\$45,571.24	\$49,714.08
28	09	\$4,142.84	\$3,452.37	\$23.91	\$41,428.40	\$45,571.24	\$49,714.08
28	10	\$4,142.84	\$3,452.37	\$23.91	\$41,428.40	\$45,571.24	\$49,714.08
28	11	\$4,142.84	\$3,452.37	\$23.91	\$41,428.40	\$45,571.24	\$49,714.08
28	12	\$4,189.55	\$3,491.30	\$24.18	\$41,895.50	\$46,085.05	\$50,274.60
28	13	\$4,236.80	\$3,530.67	\$24.45	\$42,368.00	\$46,604.80	\$50,841.60
28	14	\$4,284.65	\$3,570.55	\$24.72	\$42,846.50	\$47,131.15	\$51,415.80
28	15	\$4,331.53	\$3,609.61	\$24.99	\$43,315.30	\$47,646.83	\$51,978.36
28	16	\$4,378.99	\$3,649.16	\$25.27	\$43,789.90	\$48,168.89	\$52,547.88
28	17	\$4,427.03	\$3,689.20	\$25.55	\$44,270.30	\$48,697.33	\$53,124.36
28	18	\$4,474.32	\$3,728.60	\$25.82	\$44,743.20	\$49,217.52	\$53,691.84
28	19	\$4,520.48	\$3,767.07	\$26.08	\$45,204.80	\$49,725.28	\$54,245.76
28	20	\$4,567.20	\$3,806.00	\$26.35	\$45,672.00	\$50,239.20	\$54,806.40
28	21	\$4,614.49	\$3,845.41	\$26.63	\$46,144.90	\$50,759.39	\$55,373.88
28	22	\$4,662.33	\$3,885.28	\$26.90	\$46,623.30	\$51,285.63	\$55,947.96
28	23	\$4,710.74	\$3,925.62	\$27.18	\$47,107.40	\$51,818.14	\$56,528.88
28	24	\$4,759.73	\$3,966.45	\$27.46	\$47,597.30	\$52,357.03	\$57,116.76
28	25	\$4,809.33	\$4,007.78	\$27.75	\$48,093.30	\$52,902.63	\$57,711.96
28	26	\$4,859.49	\$4,049.58	\$28.04	\$48,594.90	\$53,454.39	\$58,313.88
28	27	\$4,910.27	\$4,091.90	\$28.33	\$49,102.70	\$54,012.97	\$58,923.24
28	28	\$4,961.84	\$4,134.87	\$28.63	\$49,618.40	\$54,580.24	\$59,542.08
28	29	\$5,015.26	\$4,179.39	\$28.94	\$50,152.60	\$55,167.86	\$60,183.12
28	30	\$5,069.32	\$4,224.44	\$29.25	\$50,693.20	\$55,762.52	\$60,831.84
28	31	\$5,124.01	\$4,270.01	\$29.57	\$51,240.10	\$56,364.11	\$61,488.12
28	32+	\$5,179.36	\$4,316.14	\$29.89	\$51,793.60	\$56,972.96	\$62,152.32

**Employee Groups paid from Salary Grade 28:**

- |                                 |                                      |
|---------------------------------|--------------------------------------|
| Accountant                      | Graphic Designer                     |
| Area Facilities Manager         | Maintenance Planner                  |
| Assistant Supervisor - M&O      | Master Craftsman - Energy Management |
| Benefits Coordinator            | Payroll Coordinator                  |
| Buyer II                        | Return to Work Coordinator           |
| Communications Coordinator      | Security Technician Manager          |
| Coordinator - Lifelong Learning | Warehouse Operations Manager         |
| Facility Bond Analyst           |                                      |

**WAKE COUNTY PUBLIC SCHOOL SYSTEM**  
**2021-2022 Salary Schedule**  
**NONCERTIFIED GRADE 29**

GR	Step	Monthly Salaries		Hourly Rate	Annual Salaries		
		Traditional Calendar 10, 11, 12 Month	10 Month Year-Round or Modified	10, 11, 12 Month	10 Month	11 Month	12 Month
29	00	\$3,833.30	\$3,194.42	\$22.12	\$38,333.00	\$42,166.30	\$45,999.60
29	01	\$3,948.30	\$3,290.25	\$22.78	\$39,483.00	\$43,431.30	\$47,379.60
29	02	\$3,948.30	\$3,290.25	\$22.78	\$39,483.00	\$43,431.30	\$47,379.60
29	03	\$4,066.75	\$3,388.96	\$23.47	\$40,667.50	\$44,734.25	\$48,801.00
29	04	\$4,172.84	\$3,477.37	\$24.08	\$41,728.40	\$45,901.24	\$50,074.08
29	05	\$4,261.24	\$3,551.04	\$24.59	\$42,612.40	\$46,873.64	\$51,134.88
29	06	\$4,383.25	\$3,652.71	\$25.29	\$43,832.50	\$48,215.75	\$52,599.00
29	07	\$4,383.25	\$3,652.71	\$25.29	\$43,832.50	\$48,215.75	\$52,599.00
29	08	\$4,383.25	\$3,652.71	\$25.29	\$43,832.50	\$48,215.75	\$52,599.00
29	09	\$4,383.25	\$3,652.71	\$25.29	\$43,832.50	\$48,215.75	\$52,599.00
29	10	\$4,383.25	\$3,652.71	\$25.29	\$43,832.50	\$48,215.75	\$52,599.00
29	11	\$4,383.25	\$3,652.71	\$25.29	\$43,832.50	\$48,215.75	\$52,599.00
29	12	\$4,432.85	\$3,694.05	\$25.58	\$44,328.50	\$48,761.35	\$53,194.20
29	13	\$4,483.02	\$3,735.85	\$25.87	\$44,830.20	\$49,313.22	\$53,796.24
29	14	\$4,533.82	\$3,778.19	\$26.16	\$45,338.20	\$49,872.02	\$54,405.84
29	15	\$4,583.72	\$3,819.77	\$26.45	\$45,837.20	\$50,420.92	\$55,004.64
29	16	\$4,634.20	\$3,861.84	\$26.74	\$46,342.00	\$50,976.20	\$55,610.40
29	17	\$4,685.31	\$3,904.43	\$27.04	\$46,853.10	\$51,538.41	\$56,223.72
29	18	\$4,735.70	\$3,946.42	\$27.33	\$47,357.00	\$52,092.70	\$56,828.40
29	19	\$4,784.98	\$3,987.49	\$27.61	\$47,849.80	\$52,634.78	\$57,419.76
29	20	\$4,834.87	\$4,029.06	\$27.90	\$48,348.70	\$53,183.57	\$58,018.44
29	21	\$4,885.35	\$4,071.13	\$28.19	\$48,853.50	\$53,738.85	\$58,624.20
29	22	\$4,936.43	\$4,113.70	\$28.48	\$49,364.30	\$54,300.73	\$59,237.16
29	23	\$4,989.04	\$4,157.54	\$28.79	\$49,890.40	\$54,879.44	\$59,868.48
29	24	\$5,042.78	\$4,202.32	\$29.10	\$50,427.80	\$55,470.58	\$60,513.36
29	25	\$5,097.16	\$4,247.64	\$29.41	\$50,971.60	\$56,068.76	\$61,165.92
29	26	\$5,152.19	\$4,293.50	\$29.73	\$51,521.90	\$56,674.09	\$61,826.28
29	27	\$5,207.91	\$4,339.93	\$30.05	\$52,079.10	\$57,287.01	\$62,494.92
29	28	\$5,264.25	\$4,386.88	\$30.38	\$52,642.50	\$57,906.75	\$63,171.00
29	29	\$5,321.28	\$4,434.40	\$30.70	\$53,212.80	\$58,534.08	\$63,855.36
29	30	\$5,379.01	\$4,482.51	\$31.04	\$53,790.10	\$59,169.11	\$64,548.12
29	31	\$5,437.94	\$4,531.62	\$31.38	\$54,379.40	\$59,817.34	\$65,255.28
29	32+	\$5,498.24	\$4,581.87	\$31.73	\$54,982.40	\$60,480.64	\$65,978.88

**Employee Groups paid from Salary Grade 29:**

CNS Network Admin (Non IS)  
 Geographic Info System Data Manager  
 Maximo Network Administrator (Non IS)  
 Mechanic V

Regional Facilities Manager  
 Routing Specialist  
 Transportation Operations Manager  
 Transportation Technology Specialist

**WAKE COUNTY PUBLIC SCHOOL SYSTEM**  
**2021-2022 Salary Schedule**  
**NONCERTIFIED GRADE 30**

		Monthly Salaries		Hourly Rate	Annual Salaries		
GR	Step	Traditional Calendar 10, 11, 12 Month	10 Month Year-Round or Modified	10, 11, 12 Month	10 Month	11 Month	12 Month
30	00	\$4,068.18	\$3,390.15	\$23.48	\$40,681.80	\$44,749.98	\$48,818.16
30	01	\$4,190.23	\$3,491.86	\$24.18	\$41,902.30	\$46,092.53	\$50,282.76
30	02	\$4,190.23	\$3,491.86	\$24.18	\$41,902.30	\$46,092.53	\$50,282.76
30	03	\$4,315.94	\$3,596.62	\$24.90	\$43,159.40	\$47,475.34	\$51,791.28
30	04	\$4,422.03	\$3,685.03	\$25.52	\$44,220.30	\$48,642.33	\$53,064.36
30	05	\$4,510.43	\$3,758.70	\$26.03	\$45,104.30	\$49,614.73	\$54,125.16
30	06	\$4,639.91	\$3,866.60	\$26.77	\$46,399.10	\$51,039.01	\$55,678.92
30	07	\$4,639.91	\$3,866.60	\$26.77	\$46,399.10	\$51,039.01	\$55,678.92
30	08	\$4,639.91	\$3,866.60	\$26.77	\$46,399.10	\$51,039.01	\$55,678.92
30	09	\$4,639.91	\$3,866.60	\$26.77	\$46,399.10	\$51,039.01	\$55,678.92
30	10	\$4,639.91	\$3,866.60	\$26.77	\$46,399.10	\$51,039.01	\$55,678.92
30	11	\$4,639.91	\$3,866.60	\$26.77	\$46,399.10	\$51,039.01	\$55,678.92
30	12	\$4,692.59	\$3,910.50	\$27.08	\$46,925.90	\$51,618.49	\$56,311.08
30	13	\$4,745.88	\$3,954.90	\$27.39	\$47,458.80	\$52,204.68	\$56,950.56
30	14	\$4,799.83	\$3,999.86	\$27.70	\$47,998.30	\$52,798.13	\$57,597.96
30	15	\$4,852.91	\$4,044.10	\$28.00	\$48,529.10	\$53,382.01	\$58,234.92
30	16	\$4,906.61	\$4,088.85	\$28.31	\$49,066.10	\$53,972.71	\$58,879.32
30	17	\$4,961.16	\$4,134.30	\$28.63	\$49,611.60	\$54,572.76	\$59,533.92
30	18	\$5,016.33	\$4,180.28	\$28.95	\$50,163.30	\$55,179.63	\$60,195.96
30	19	\$5,070.40	\$4,225.34	\$29.26	\$50,704.00	\$55,774.40	\$60,844.80
30	20	\$5,125.12	\$4,270.94	\$29.57	\$51,251.20	\$56,376.32	\$61,501.44
30	21	\$5,180.48	\$4,317.07	\$29.89	\$51,804.80	\$56,985.28	\$62,165.76
30	22	\$5,236.53	\$4,363.78	\$30.22	\$52,365.30	\$57,601.83	\$62,838.36
30	23	\$5,293.21	\$4,411.01	\$30.54	\$52,932.10	\$58,225.31	\$63,518.52
30	24	\$5,350.60	\$4,458.84	\$30.87	\$53,506.00	\$58,856.60	\$64,207.20
30	25	\$5,408.67	\$4,507.23	\$31.21	\$54,086.70	\$59,495.37	\$64,904.04
30	26	\$5,468.57	\$4,557.15	\$31.55	\$54,685.70	\$60,154.27	\$65,622.84
30	27	\$5,529.22	\$4,607.69	\$31.90	\$55,292.20	\$60,821.42	\$66,350.64
30	28	\$5,590.59	\$4,658.83	\$32.26	\$55,905.90	\$61,496.49	\$67,087.08
30	29	\$5,652.74	\$4,710.62	\$32.62	\$56,527.40	\$62,180.14	\$67,832.88
30	30	\$5,715.57	\$4,762.98	\$32.98	\$57,155.70	\$62,871.27	\$68,586.84
30	31	\$5,779.19	\$4,816.00	\$33.35	\$57,791.90	\$63,571.09	\$69,350.28
30	32+	\$5,844.87	\$4,870.73	\$33.73	\$58,448.70	\$64,293.57	\$70,138.44

**Employee Groups paid from Salary Grade 30:**

Benefits Manager

Health Services Specialist

M & O Supervisor

M & O Supervisor - Electrical

Master Mechanic

Network Administrator (Non IS)

Payroll Operation Specialist

Senior Budget Analyst


Technical Specialist - Boiler

Technical Specialist - Chiller Mechanic

Technical Specialist - Elevator Mechanic

Technical Specialist - Energy Management

Transportation Safety and Recruitment Officer



**WAKE COUNTY  
PUBLIC SCHOOL SYSTEM**

**Miscellaneous**

**Salary Schedules**

**2021-2022**



# WAKE COUNTY PUBLIC SCHOOL SYSTEM

## 2021-2022 Salary Schedules Table of Contents

	<u>Page(s)</u>
<b>Miscellaneous</b>	
Substitute Daily and Hourly Rates	1
Before and After School Programs	2
Extra Duty Assignments	3-4
Tutor Rates and Additional Responsibilities Stipend	5

**WAKE COUNTY PUBLIC SCHOOL SYSTEM  
2021-2022 Salary Schedules  
SUBSTITUTE DAILY AND HOURLY RATES  
Effective November 18, 2021**

**Teacher Substitute**

<b>Certified Substitute</b>	<b>\$130.00 per day</b>
<b>Non Certified Substitute</b>	<b>\$104.00 per day</b>
<b>Instructional Assistant as Substitute</b>	<b>\$164.93 per day</b>

**Bus Driver Substitute**

<b>Bus Driver Substitute</b>	<b>\$15.00 per hour</b>
------------------------------	-------------------------

**WAKE COUNTY PUBLIC SCHOOL SYSTEM  
BEFORE AND AFTER SCHOOL PROGRAMS  
2021-2022 Salary Schedule**

<b>Position</b>	<b>Certification Status</b>	<b>Hourly Rate</b>	<b>Overtime Rate</b>
Childcare Coordinator	With Teacher Certification	\$27.02	No overtime
	Without Teacher Certification*	\$17.47	\$26.21
Childcare Assistant	With Teacher Certification	\$24.37	No overtime
	Without Teacher Certification**	Hourly Rate for Primary WCPSS employment	150% of the hourly rate of primary WCPSS employment
Student Assistant	No Teacher Certification Required	\$8.24	No overtime
Student Work Study	No Teacher Certification Required	\$10.30	No overtime

\*Childcare coordinators without teacher certification are paid at the hourly rate of their primary WCPSS position if that hourly rate is greater than \$16.96 per hour.

\*\*Childcare assistants without certification who do not have other employment with WCPSS are placed on the noncertified grade 18 pay scale. Principals are to contact their HR staffing administrator for proper salary placement.

**Wake County Public School System  
2021-2022 Salary Schedule  
Extra Duty Assignments**

**Note:** Any person continuing in their previous year role will make no less than the prior year amount.

Grade of Position	Years of Experience(1)		
	0 to 4	5 to 14	15+
1	\$1,443	\$2,267	\$3,091
2	\$2,885	\$3,710	\$4,548
3	\$4,328	\$5,152	\$5,976
4	\$5,770	\$6,594	\$7,419

(1) Years of Experience are credits for serving in the specific role

Academic Positions	Position Grade		
	Elementary	Middle	High
AG Production (magnet only)	1	NA	NA
Grade/Department Chairperson	1	1	1
Mentor Coordinator	2	2	2
Student Support Team Coordinator**	2	2	2
Student Support Team Member**	1	1	1
Testing Coordinator^^	3	3	4

^^Assistant Principals may be paid for serving in this role if approved.

\*\*Schools can choose to have the Student Support Team with 1 Coordinator and 4 Team Members or with 6 Team Members

Non-Athletic Activities	Position Grade	
	Middle	High
Activity Advisor*	1	1
Band Director (Full time)	2	4
Band Director (Other)**	1	NA
Choral Music Director	2	3
Dance Director	2	3
Drama Director	2	3
Newspaper Advisor	NA	2
Set Designer	1	2
Strings Director	1	3
Student Council Advisor	NA	2
Team Leaders	1	NA
Yearbook Advisor	NA	2

\*Centennial MS and Moore Square MS have 8 additional Activity Advisors for their intramural program; no coaching positions

\*\*The Band Director (Other) position is only utilized for middle school programs with >200 participants.

**Notes:**

Beginning in the 2016-17 year, the High School arts positions (HS Choral Music Directors, HS Dance Directors, HS Drama Directors, HS Strings Directors, and HS Band Directors) will be paid a supplement 2 times per year - once in November and once in May. Any person continuing in their previous year role will make no less than the prior year amount.

**Career Technical Student Organization Advisor:** Beginning in the 2019/2020 school year, the CTSO Advisor may be paid a one time \$500 stipend for facilitating this organization's work. WCPSS' CTE Division will provide specific guidelines regarding eligibility and document the process by which the stipend may be paid. This is not to be in place of any other stipend paid at the discretion of the school principal for extra duty responsibilities.

**Wake County Public School System  
2021-2022 Salary Schedule  
Extra Duty Assignments - Athletic Positions**

	Position Grade	
	Middle	High
Athletics		
Athletic Director^	2	4
Athletic Trainer/First Responder^	2	4
Athletic Trainer/First Responder (asst)^	NA	3
Baseball Coach (head)	NA	3
Baseball Coach (Asst/JV)	NA	2
Basketball Coach - Men's	1	3
Basketball Coach - Women	1	3
Basketball Coach (asst)	NA	2
Cheerleading Coach	1	3
Cheerleading Coach (Asst/JV)	NA	2
Cross Country Coach	NA	2
"Flex" Assistant Coach	NA	2
Football Coach (head)	2	4
Football Coach (asst/JV)	1	3
Golf Coach - Women (fall)	NA	2
Golf Coach - Men's (spring)	NA	2
Gymnastics Coach	NA	2
Lacrosse Coach - Men's	NA	3
Lacrosse Coach - Women	NA	3
Lacrosse Coach JV - Men's	NA	2
Lacrosse Coach JV - Women	NA	2
Soccer Coach - Men's	1	3
Soccer Coach - Women	1	3
Soccer Coach - Men's (asst)	NA	2
Soccer Coach - Women (asst)	NA	2
Softball Coach	1	3
Softball Coach (asst/JV)	NA	2
Stunt Coach	NA	2
Swim Coach	NA	3
Tennis Coach - Men's (spring)	NA	2
Tennis Coach - Women (fall)	NA	2
Track Coach (head) - Men's	1	3
Track Coach (head) - Women	1	3
Track Coach - Men's (asst)	NA	2
Track Coach - Women (asst)	NA	2
Volleyball Coach (head)	1	3
Volleyball Coach (JV)	NA	2
Winter Track	NA	2
Wrestling Coach	NA	3

^Athletic Directors and Athletic Trainers are paid the supplement 3 times per year.

# Wake County Public School System 2021-2022 Salary Schedule

## Tutor Rates, Professional Development Stipend and Additional Responsibilities Stipend

### Tutor Rates

Holding a valid or expired NC educator's license	\$35/hour
Non-certified	\$25/hour*

### Student Mentoring Program (ex: Helping Hands, STARS, etc)

Paid in 2 installments each year	Lead Mentor* \$1100/year
	Assistant Mentor \$700/year

### Professional Development Stipend

Daily stipend rate for licensed staff only	\$130/day
--	-----------

### Additional Responsibilities for Current Certified Staff

(Only current certified WCPSS employees are eligible for these assignments)

<b>Level I Duties</b>		<b>\$15/hour</b>
<b>Titles:</b>	Data Entry Event Assistant	
<b>Skills Required:</b>	Clerical or limited technical knowledge	
<b>Descriptor:</b>	Task limited in scope	

<b>Level II Duties</b>		<b>\$25/hour</b>
<b>Titles:</b>	CMAPP Revision and Technical Aligner/Editor Textbook Selection and Adoption Committee Member Assistant Facilitator/Instructor Judges/Readers (for district sponsored competition)	
<b>Skills Required:</b>	Degree or certification and training with experience in program area	
<b>Descriptor:</b>	Administer, review, assist with facilitation	

<b>Level III Duties</b>		<b>\$35/hr</b>
<b>Titles:</b>	Curriculum and Instructional Resource Writer/Developer Program Coordinator Lead Facilitator/Instructor	
<b>Skills Required:</b>	Degree or certification and training with experience in program area	
<b>Descriptor:</b>	Teach, facilitate, train, create (standard curriculum)	

<b>Level IV Duties</b>		<b>\$45/hr</b>
<b>Titles:</b>	Curriculum Developer in Specialized Content Area Lead Facilitator/Instructor in Specialized Content Area	
<b>Skills Required:</b>	Advanced degree or certification and training with experience in specialized content area	
<b>Descriptor:</b>	Coordinate programs, train trainers, develop specialized curriculum	

\* If the overtime rate of pay (one and one-half times the regular rate of pay for all hours in excess of 40 hours in a workweek) exceeds \$25 per hour, the employee should be paid the higher overtime rate to ensure FLSA compliance.