

WCPSS 2023-2024 Enrollment Plan

Final Draft

A Multi-year Approach to Growth Management

Prepared by the Office of Student Assignment

Board of Education Work Session
November 16, 2022

Purpose

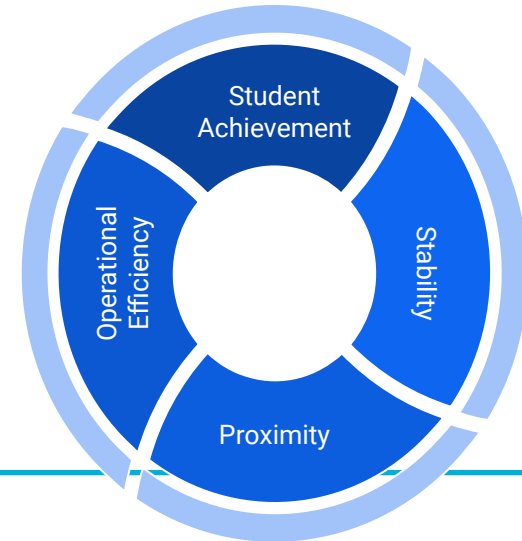
Staff is here today to share the final draft of the 2023-2024 Enrollment Plan.

Our goal for today's meeting is to share updates from our recent public engagement activities and review the final set of recommendations included in the proposed enrollment plan. Additionally, we are requesting approval of the final version of the 2023-2024 Enrollment Plan at today's Board meeting.

WCPSS Board Policy 4150: School Assignment and Transfers

Section A. Drawing of School Attendance Areas

1. The assignment areas will be developed by balancing, to the extent reasonable, the goals and factors set forth below and will include target ranges, where appropriate, to accomplish these goals and factors:
 - a. **Student Achievement**
 - b. **Stability**
 - c. **Proximity**
 - d. **Operational Efficiency**



Overview

- **Updates**

- Public Engagement Progress - Draft 2
- Public Engagement Summary
- Review of Capped Schools
- Review of Current Capital Improvement Plan (CIP)

- **Final Enrollment Plan Recommendations**

- Recommended Base Assignment Changes
- Recommended Calendar Application Changes
- Recommended Stability Rules for 2023-24

- **Timeline / Next Steps**

- **Addendum**



Updates



Public Engagement Progress: Draft #2

ThoughtExchange & Public Information Session

Public Engagement Progress: ThoughtExchange (Draft 2)

ThoughtExchange Summary:

October 18 - November 4, 2022:

“What are your thoughts or questions about the updates included in Draft 2?”

 525
Participants

 439
Thoughts


 7,442
Ratings

 17
Ratings Ratio


– Which of the following best describes where you live within Wake County?

– Which of the following best describes your role?

 503
Responses

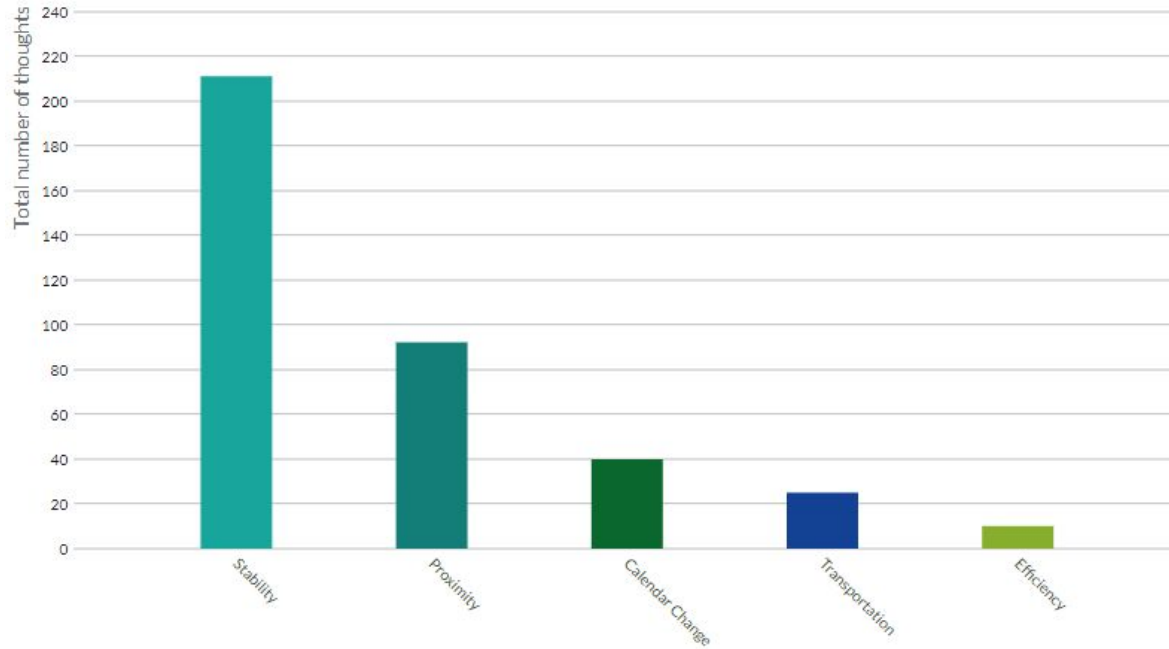
%		Answer (Multi-select)
93%	(471)	Parent/Guardian
2%	(11)	Student
3%	(17)	Community Member
5%	(26)	Staff



%		Answer
6%	(30)	Central Area
6%	(27)	Eastern Area
6%	(28)	Northern Area
6%	(26)	Northeastern Area
6%	(26)	Northwestern Area
13%	(59)	Southern Area
11%	(51)	Southeastern Area
32%	(148)	Southwestern Area
14%	(63)	Western Area

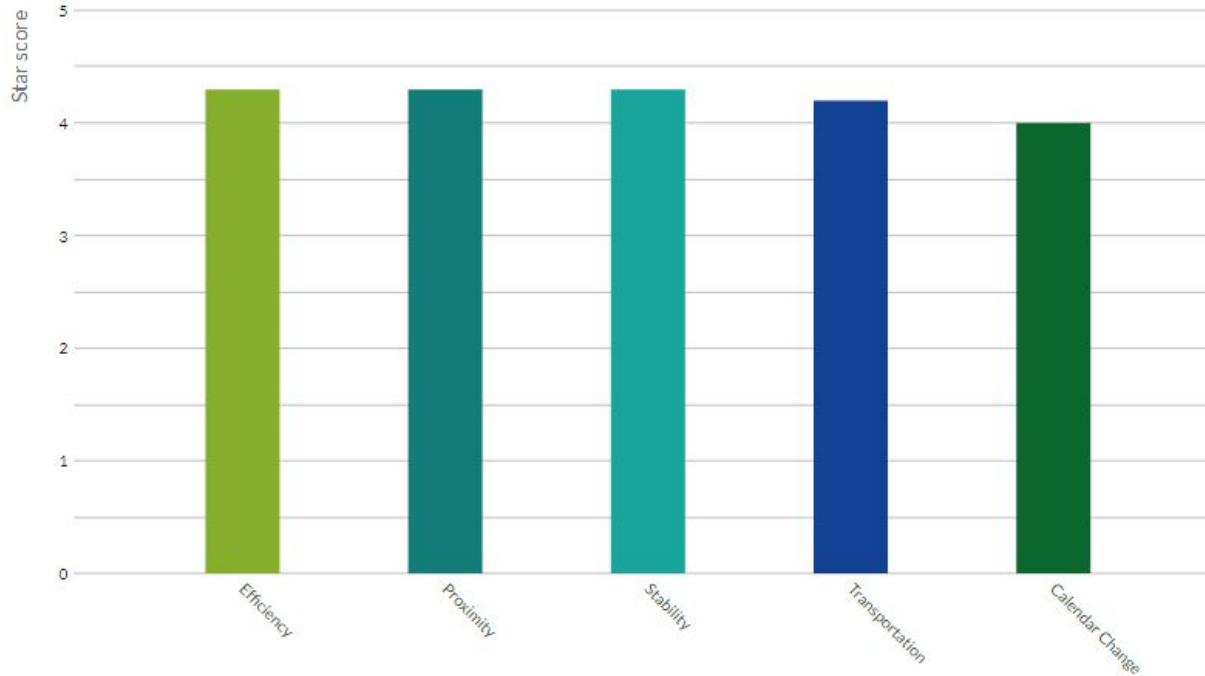
Public Engagement Progress: ThoughtExchange (Draft 2)

Quantity of Thoughts by Theme / Topic



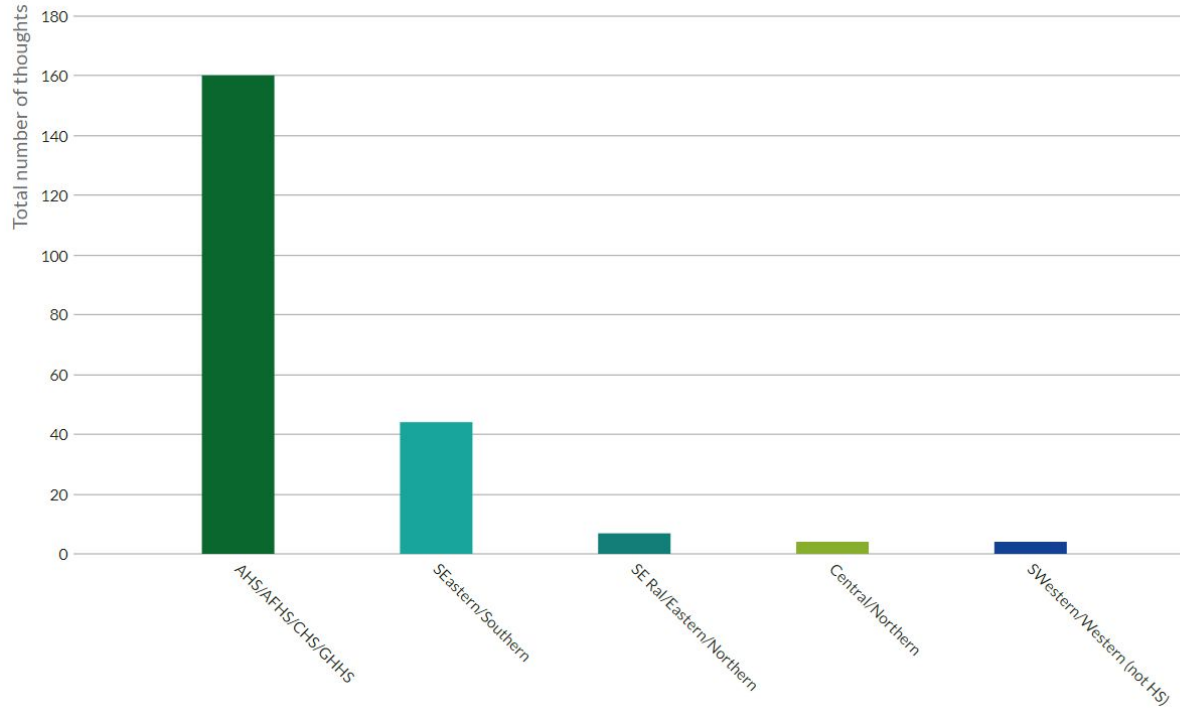
Public Engagement Progress: ThoughtExchange (Draft 2)

Rating of Thoughts by Theme / Topic



Public Engagement Progress: ThoughtExchange (Draft 2)

Quantity of Thoughts by Area



Public Engagement Progress: ThoughtExchange (Draft 2)

Key Takeaways - Draft 2

- Support for recommended stability rules, particularly the inclusion of rising kindergarten, sixth and ninth grade siblings
- Support for recommendations to more proximate schools
- Understanding of challenges related to population growth
- Understanding of challenges related to district transportation
- Suggestions to postpone changes in school assignment until the opening of new schools
- Suggestions that stability transfers be granted with district transportation
- Concerns about impact of changing schools on students' mental health
- Concerns about recommendations that change the base assignment from a traditional calendar school to a year-round calendar school



Public Engagement Progress: Draft #2

Questions & Answers

Public Engagement Progress: Q&A (Draft 2)

Question:

There seems to be a general assumption that because our kids go to a year round elementary, we should want/be fine with a year round middle. Why do you assume we want the same calendar K-8?

For long-range planning purposes, we assume that families will want to continue on the same calendar from elementary to middle.

If parents would like to request a school on a different calendar there are application processes available for such requests.

Public Engagement Progress: Q&A (Draft 2)

Question:

Will the areas proposed to change from Apex HS and Apex Friendship HS change again once Felton Grove HS opens?

No

The areas recommended to change for the 2023-24 school year are projected to remain unchanged for the foreseeable future.

The areas south of US 1 that are currently assigned to Apex HS and Apex Friendship HS are more likely to be impacted by the opening of Felton Grove HS.

Public Engagement Progress: Q&A (Draft 2)

Question:

Do the changes in the proposal affect my student's magnet or transfer status?

No

The proposed assignments do not affect students assigned to schools as magnet or transfer students.

Public Engagement Progress: Q&A (Draft 2)

Question:

What do the changes recommended for calendar application schools mean for families?

In this plan, we recommend reducing calendar application choices for some addresses.

This means that families may still request one of these schools based on calendar, however district transportation may no longer be provided.



Public Engagement Summary

Public Engagement Summary: Activities

Public Engagement Activities

- Initial ThoughtExchange (June 10 - June 29)
 - *“What are the most important factors for a school to be a good fit for your family?”*
- Focus Groups (July)
 - Follow up to concepts of “high quality education” and “proximity” that surfaced in the original ThoughtExchange
- Draft 1 ThoughtExchange (September 20 - October 7)
 - *“What are your thoughts and questions about the proposed changes?”*
- Draft 1 Public Information Sessions (September 28 & 29, October 5 & 6)
 - Four regional sessions
- Draft 2 ThoughtExchange (October 18 - November 4)
 - *“What are your thoughts or questions about the updates included in Draft 2?”*
- Draft 2 Public Information Session (October 26)
 - One comprehensive session
- Public Hearing (November 10)
 - Board of Education Public Hearing

Public Engagement Summary: Participation

Participation in Public Engagement Activities

Format	Date(s)	Participants	Views (Recording)*
ThoughtExchange	Jun 10 - 29 (Initial)	2,832	n/a
	Sep 20 - Oct 7 (Draft 1)	2,088	n/a
	Oct 18 - Nov 4 (Draft 2)	525	n/a
Virtual Public Information Session	Sep 28 (Draft 1)	18	97
	Sep 29 (Draft 1)	8	186
	Oct 5 (Draft 1)	32	121
	Oct 6 (Draft 1)	52	159
	Oct 26 (Draft 2)	32	66
Totals		5,587	629

*as of 12:00 pm on November 9, 2022

Public Engagement Summary: Information & Resources

The district website will be updated once the final plan is approved by the Board.

For more information and resources, visit:

wcpss.net/enroll



Other Updates

Review of Capped Schools

Elementary Schools

- Abbotts Creek
- Alston Ridge
- Apex
- Beaverdam
- Cedar Fork
- Highcroft
- Holly Grove
- Holly Ridge
- Hortons Creek
- Mills Park
- Northwoods
- Oakview
- Olive Chapel
- Parkside
- River Bend
- Scotts Ridge
- Sycamore Creek
- Weatherstone
- White Oak

Middle Schools

- Apex Friendship
- Mills Park

High Schools

- Apex Friendship
- Heritage
- Panther Creek

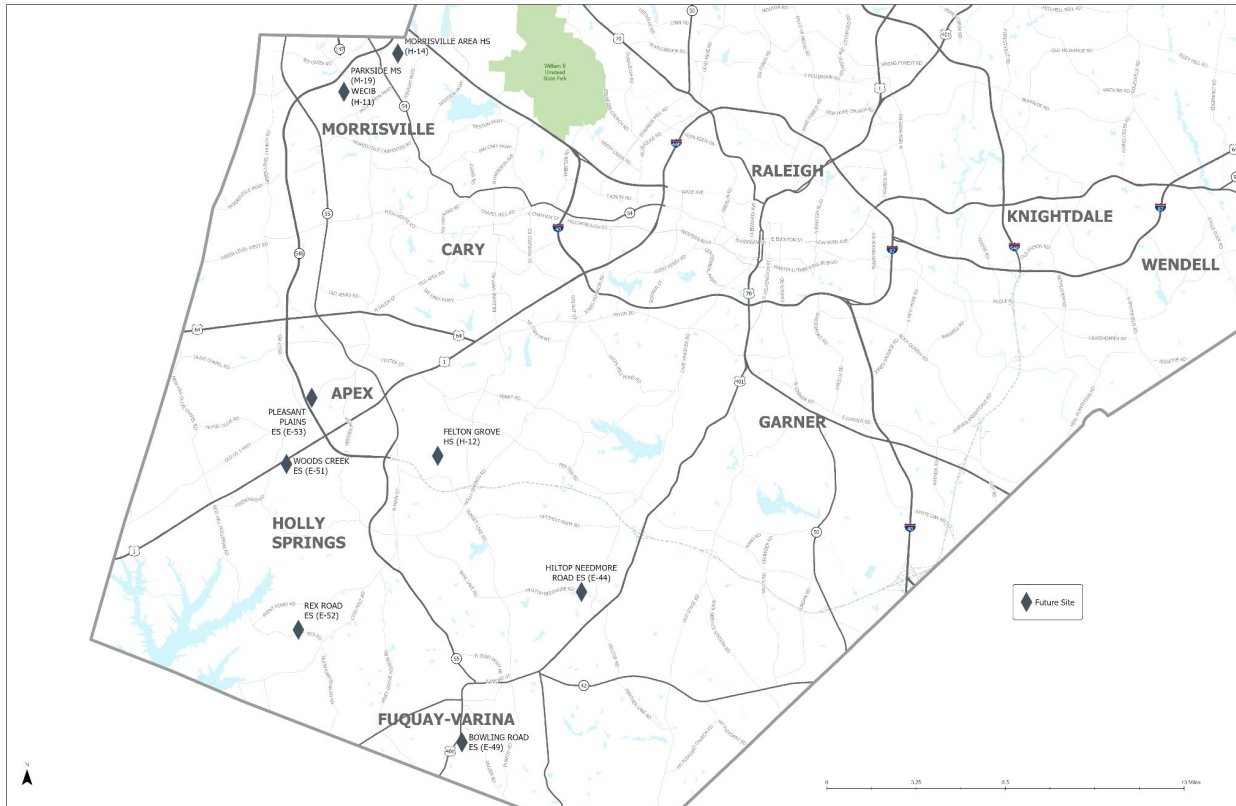
Review of Current CIP: Seven-year Plan for Future School Openings*

Code	School Name	2021-22	2022-23	2023-24	2024-25	2025-26	2026-27	2027-28
H13	Willow Spring HS	H13 HS Lrg						
E24	Barton Pond ES	Brassfield ES	E24 ES					
E41	Apex Friendship ES		E41 ES					
M14	Herbert Akins Road MS		M14 MS					
E51	Woods Creek ES		Baucom ES	Baucom ES	E51 ES			
E44	Hilltop Needmore ES					E44 ES		
E52	Rex Road ES					E52 ES		
E49	Bowling Road ES					E49 ES		
H12	Felton Grove HS					H12 HS Lrg		
E53	Pleasant Plains ES					E53 ES		
M19/H11	Parkside MS/ Wake EC of Infor. & Biotech.					M19/H11 Sm		
H14	Morrisville Area HS (unnamed)							H14 HS Sm
	Swing Space: A new school serves as a swing space for an existing school's renovation before opening with its own population.							

This seven-year plan is designed with flexibility, so that it may be reviewed annually by WCPSS staff and Wake County Planners.

**Note: Market volatility has the potential to impact scheduled project completion dates.*

Review of Current CIP: Seven-year Plan for Future School Openings





Final Enrollment Plan Recommendations



Recommended Base Assignment Changes

Base School Impacts (2023-24) – Elementary School

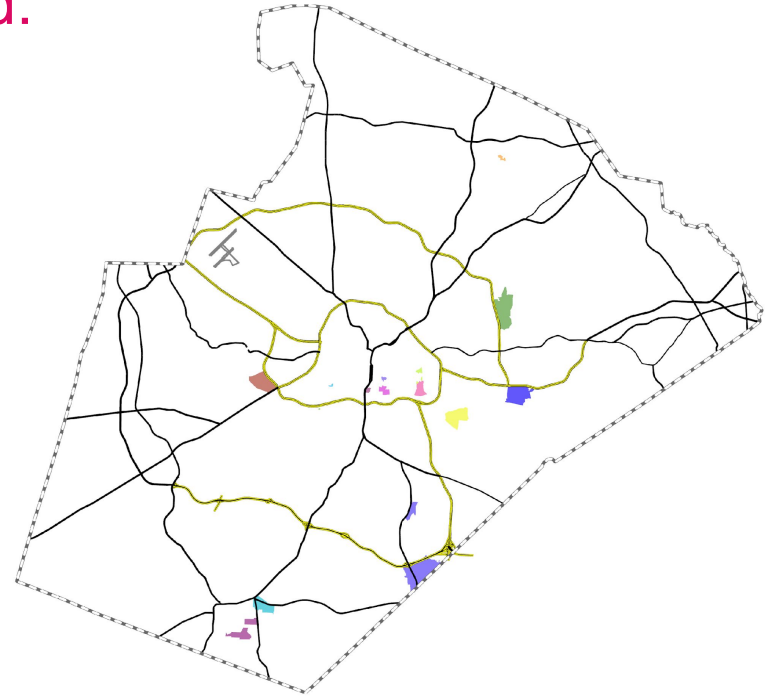
Base Attendance Areas Impacted:

Sending Schools:

Barwell Road
Beaverdam
Bryan Road
Combs
Dillard Drive
Farmington Woods
Heritage
Hodge Road
Laurel Park
North Ridge
Oak Grove
Olds
South Lakes
Swift Creek

Receiving Schools:

Adams
Aversboro
Bugg
Dillard Drive
Forestville Road
Fuller
Fuquay-Varina
Hunter
Knightdale
Swift Creek
Wake Forest
Walnut Creek
Washington
Wiley
Willow Springs



Base School Impacts (2023-24) – Middle School

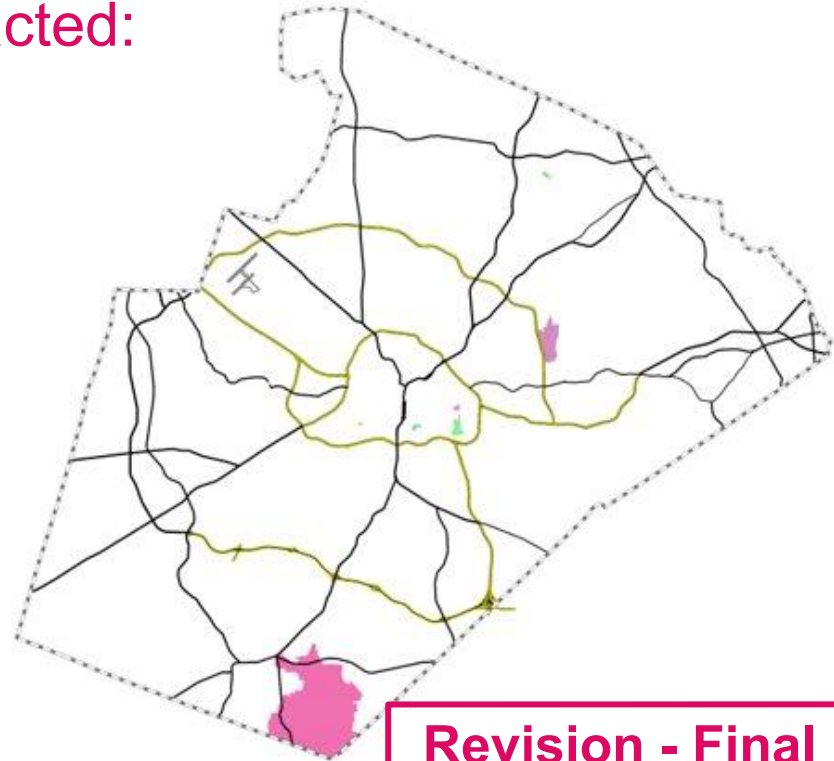
Base Attendance Areas Impacted:

Sending Schools:

- Centennial
- Dillard Drive
- Fuquay-Varina
- Heritage
- River Bend
- Salem
- West Millbrook

Receiving Schools:

- Carnage
- Centennial
- Dillard Drive
- Herbert Akins Road
- Ligon
- Neuse River
- Oberlin
- Wake Forest



Revision - Final Draft

Base School Impacts (2023-24) – High School

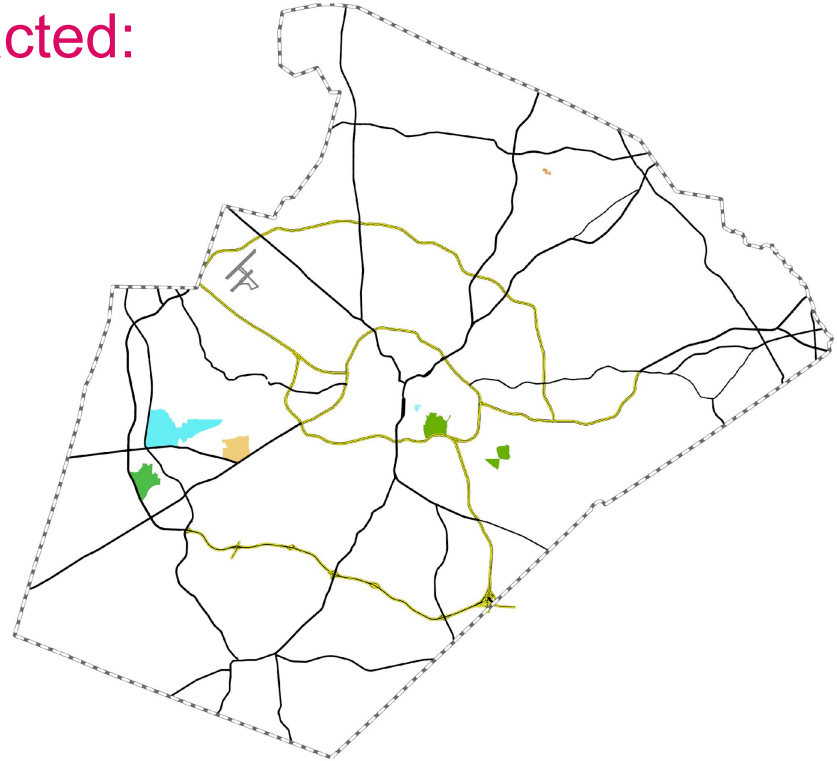
Base Attendance Areas Impacted:

Sending Schools:

Apex
Apex Friendship
Broughton
Enloe
Garner
Heritage
Sanderson
South Garner

Receiving Schools:

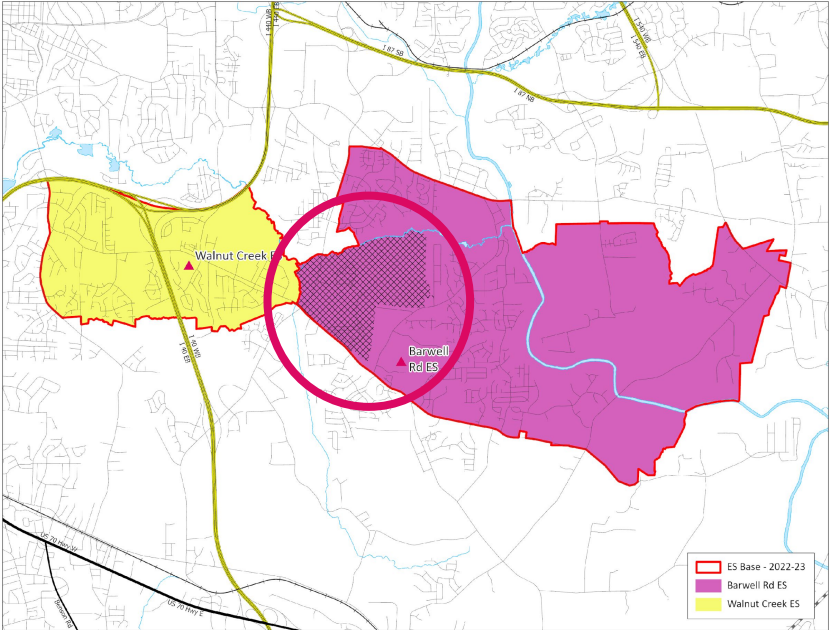
Apex
Broughton
Cary
Green Hope
Southeast Raleigh
Wake Forest



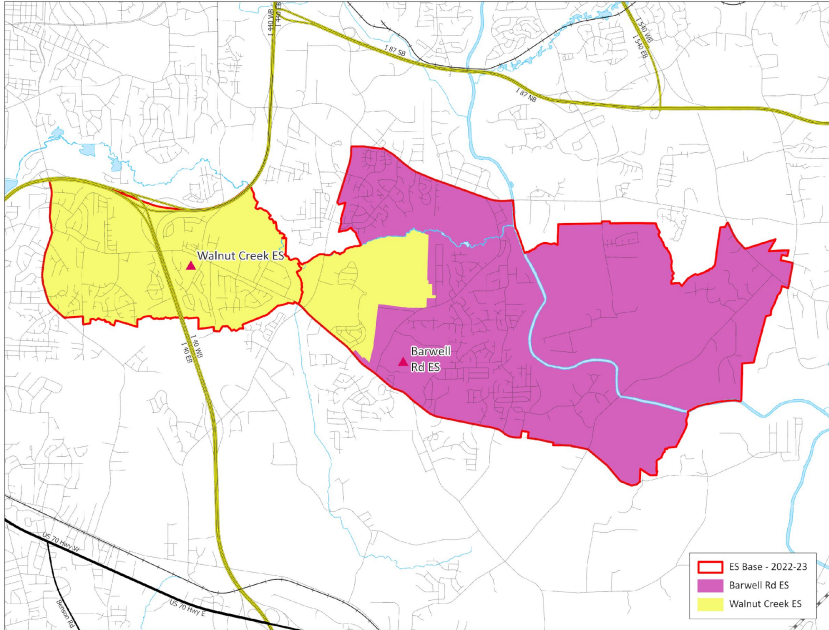


Southeast Raleigh, Eastern Area & Northeastern Area

Existing Schools – Walnut Creek ES (from Barwell Road ES)



Impacted Areas:



Proposed Base Areas

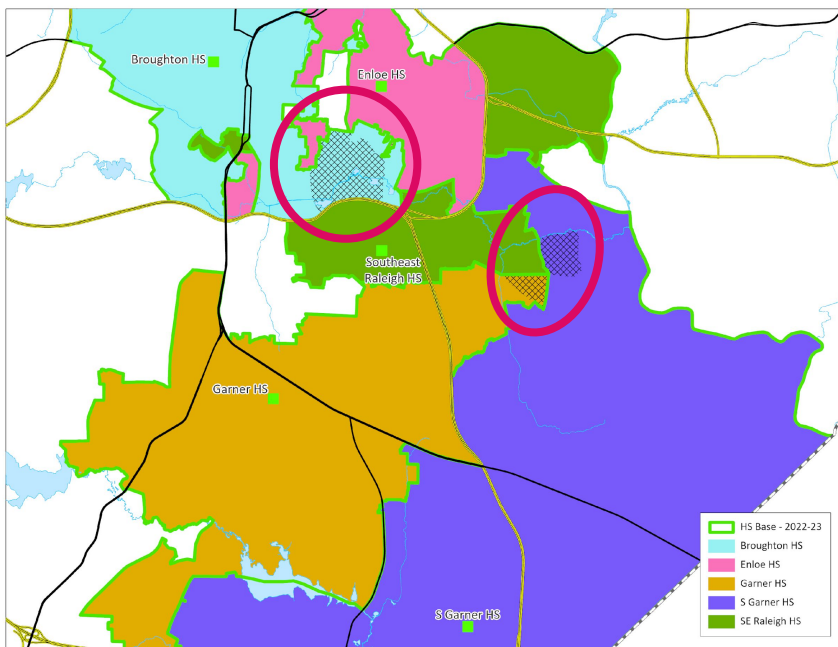
Existing Schools – Walnut Creek ES (from Barwell Road ES)

2022-23 Base School	Calendar	Capacity w/ Trailers	2023-24 Util w/ Trl	2025-26 Util w/ Trl
Barwell Rd ES	S-T	616	120%	145%
Walnut Creek ES	S-T	656	82%	85%

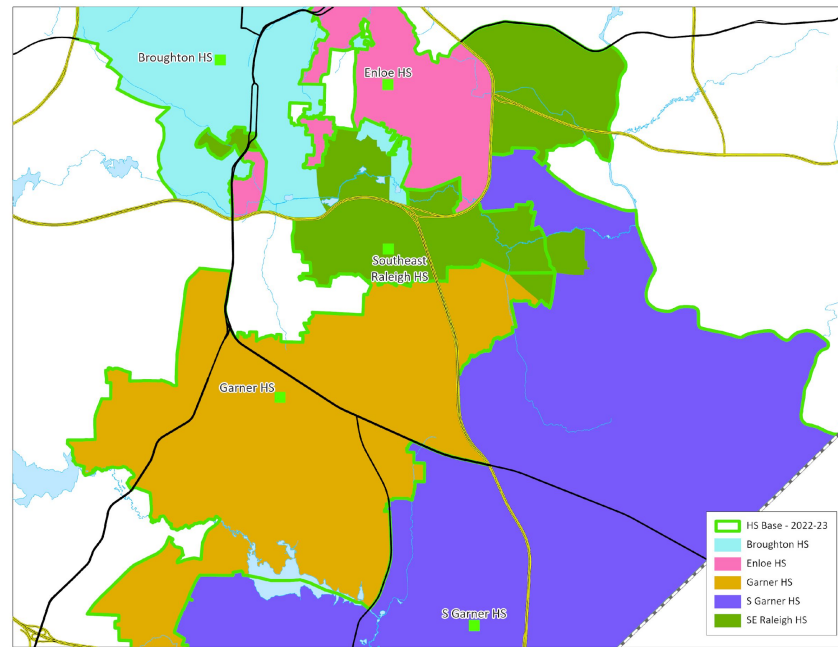
Proposed 2023-24 Base School	Calendar	Capacity w/ Trailers	2023-24 Util w/ Trl	2025-26 Util w/ Trl
Barwell Rd ES	S-T	616	120%	134%
Walnut Creek ES	S-T	656	82%	95%

- M-T – Multi-Track Year-Round Calendar
- S-T – Single Track Year-Round Calendar
- T – Traditional Calendar
- Base % = Percentage of WCPSS students within base attending the base school
- Util = Utilization based on 2022-23 capacity, updated May 2022
- Util w/ Trl = Utilization with Trailers

Existing Schools – Southeast Raleigh HS (from Broughton, Enloe, Garner & South Garner HS)



Impacted Areas: 



Proposed Base Areas

Existing Schools – Southeast Raleigh HS

(from Broughton, Enloe, Garner & South Garner HS)

2022-23 Base School	Calendar	Capacity w/ Trailers	2023-24 Util w/ Trl	2025-26 Util w/ Trl
Broughton HS	T	2064	104%	104%
Enloe HS	T	2415	105%	104%
Garner HS	T	2240	78%	74%
South Garner HS	T	2203	85%	82%
Southeast Raleigh HS	M	1967	79%	76%

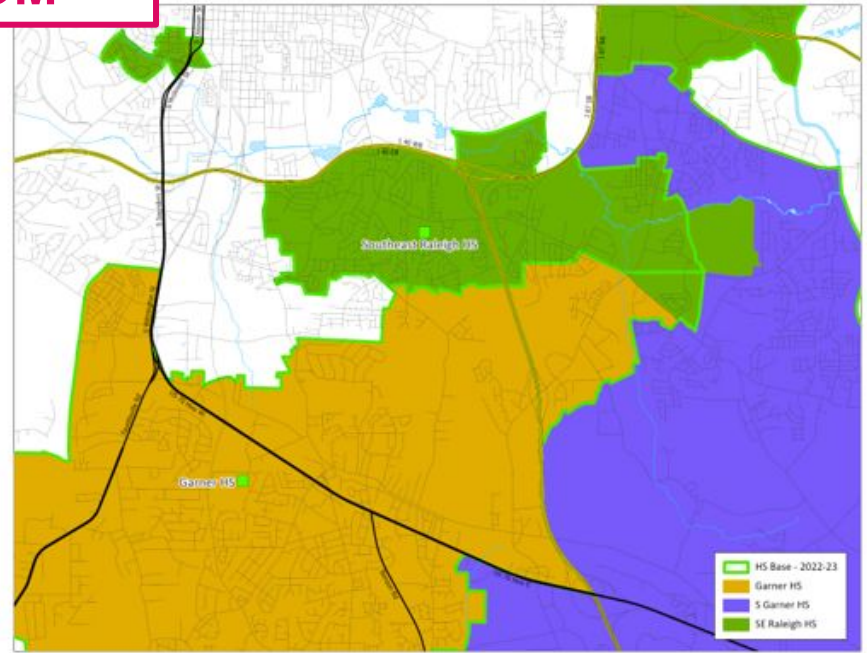
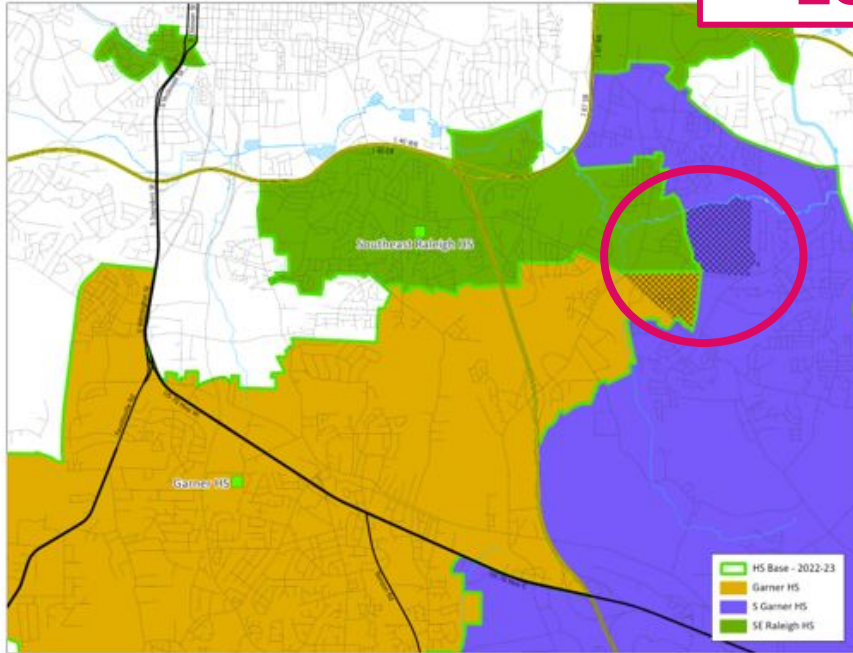
Proposed 2023-24 Base School	Calendar	Capacity w/ Trailers	2023-24 Util w/ Trl	2025-26 Util w/ Trl
Broughton HS	T	2064	100%	100%
Enloe HS	T	2415	105%	103%
Garner HS	T	2240	78%	73%
South Garner HS	T	2203	85%	82%
Southeast Raleigh HS	M	1967	84%	81%

- M-T – Multi-Track Year-Round Calendar
- S-T – Single Track Year-Round Calendar
- T – Traditional Calendar
- Base % = Percentage of WCPSS students within base attending the base school
- Util = Utilization based on 2022-23 capacity, updated May 2022
- Util w/ Trl = Utilization with Trailers

NOTE: Broughton HS is impacted by other assignment adjustments

Existing Schools – Southeast Raleigh HS (from Garner & South Garner HS)

ZOOM

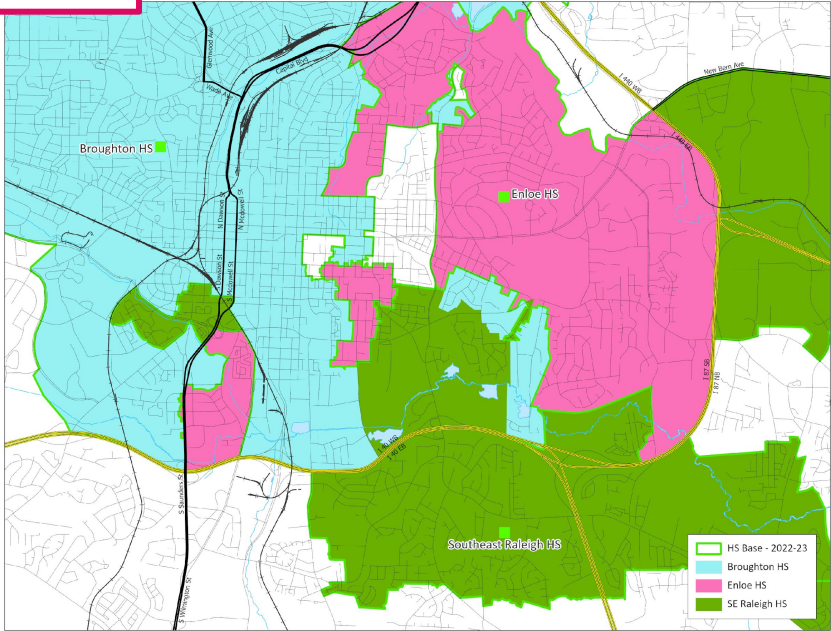
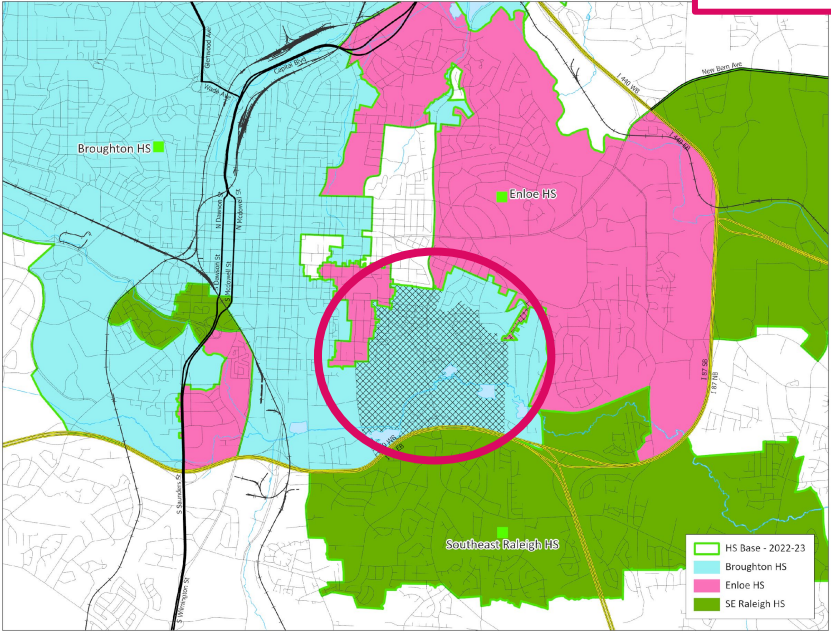


Impacted Areas: 

Proposed Base Areas

Existing Schools – Southeast Raleigh HS (from Broughton & Enloe HS)

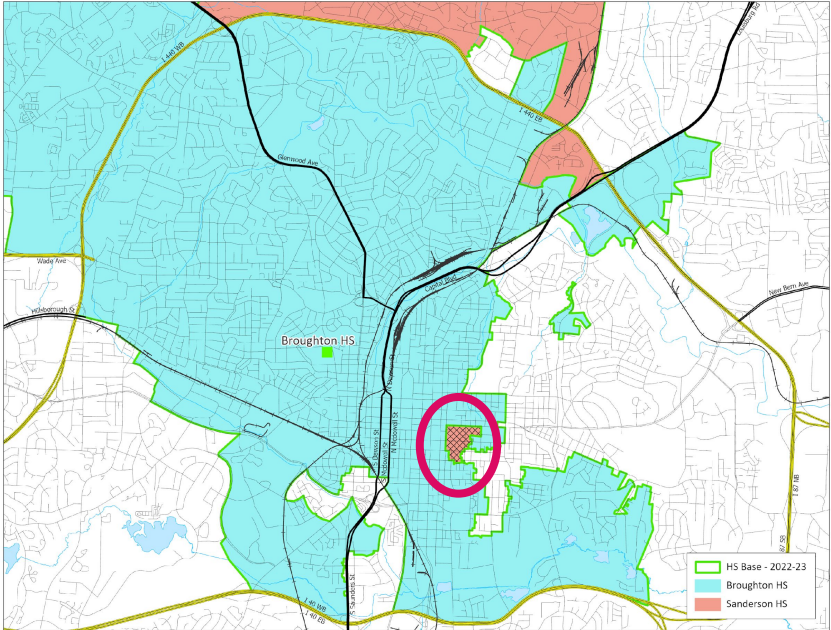
ZOOM



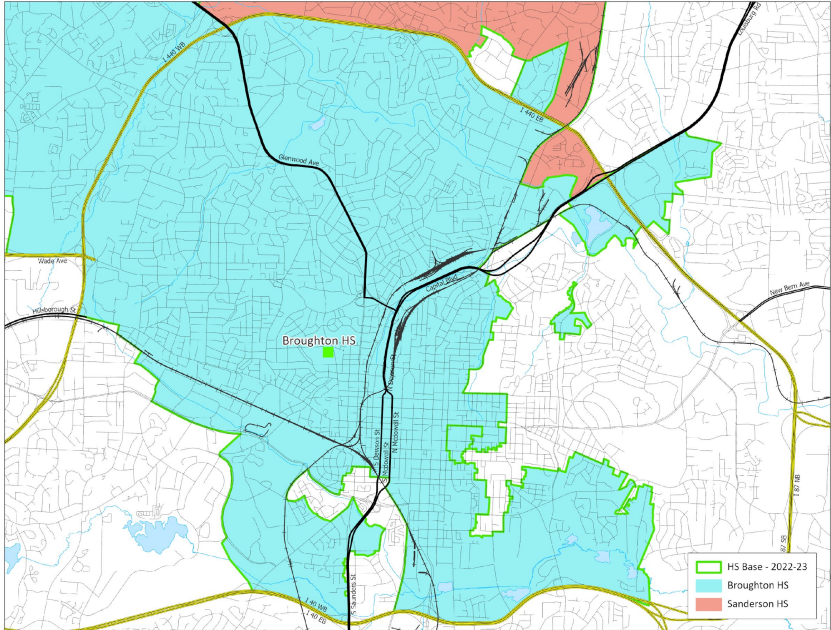
Impacted Areas: 

Proposed Base Areas

Existing Schools – Broughton HS (from Sanderson HS)



Impacted Areas:



Proposed Base Areas

Existing Schools – Broughton HS (from Sanderson HS)

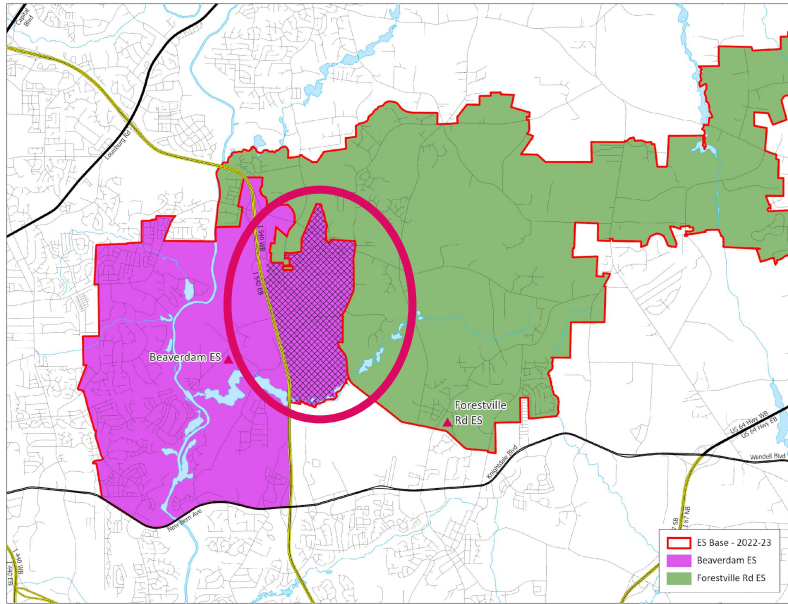
2022-23 Base School	Calendar	Capacity w/ Trailers	2023-24 Util w/ Trl	2025-26 Util w/ Trl
Broughton HS	T	2064	104%	104%
Sanderson HS	T	1967	86%	87%

Proposed 2023-24 Base School	Calendar	Capacity w/ Trailers	2023-24 Util w/ Trl	2025-26 Util w/ Trl
Broughton HS	T	2064	100%	100%
Sanderson HS	T	1967	85%	86%

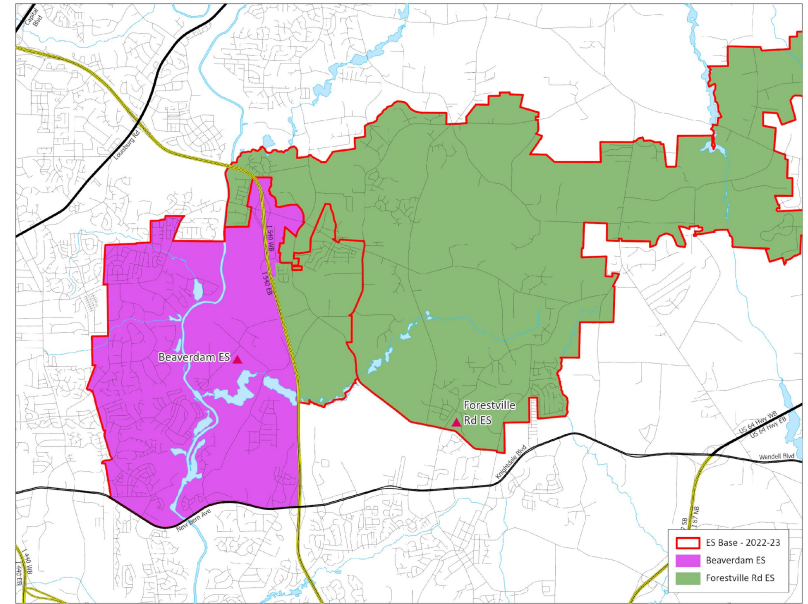

- M-T – Multi-Track Year-Round Calendar
- S-T – Single Track Year-Round Calendar
- T – Traditional Calendar
- Base % = Percentage of WCPSS students within base attending the base school
- Util = Utilization based on 2022-23 capacity, updated May 2022
- Util w/ Trl = Utilization with Trailers

NOTE: Broughton HS is impacted by other assignment adjustments

Existing Schools – Forestville Road ES (from Beaverdam ES)



Impacted Areas:



Proposed Base Areas

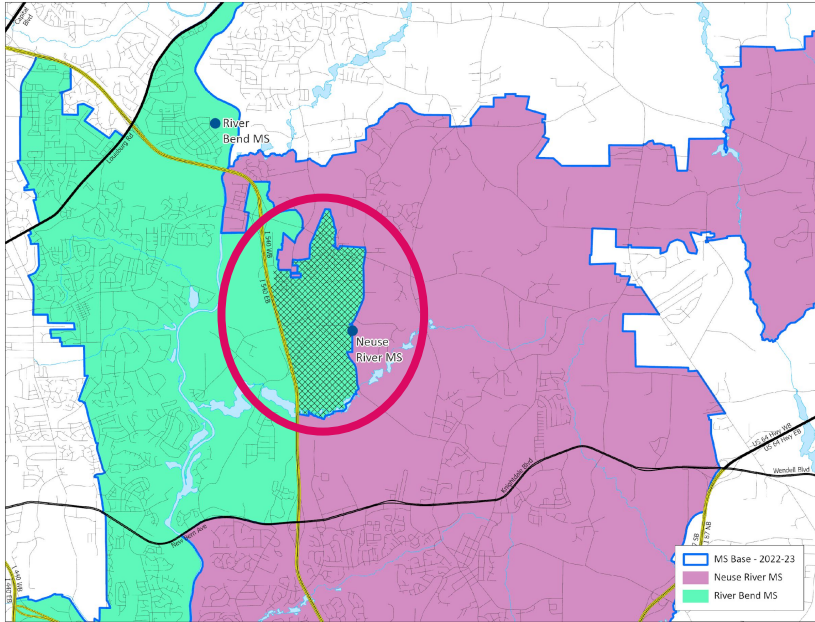
Existing Schools – Forestville Road ES (from Beaverdam ES)

2022-23 Base School	Calendar	Capacity w/ Trailers	2023-24 Util w/ Trl	2025-26 Util w/ Trl
Beaverdam ES	T	696	105%	114%
Forestville Rd ES	T	628	80%	90%

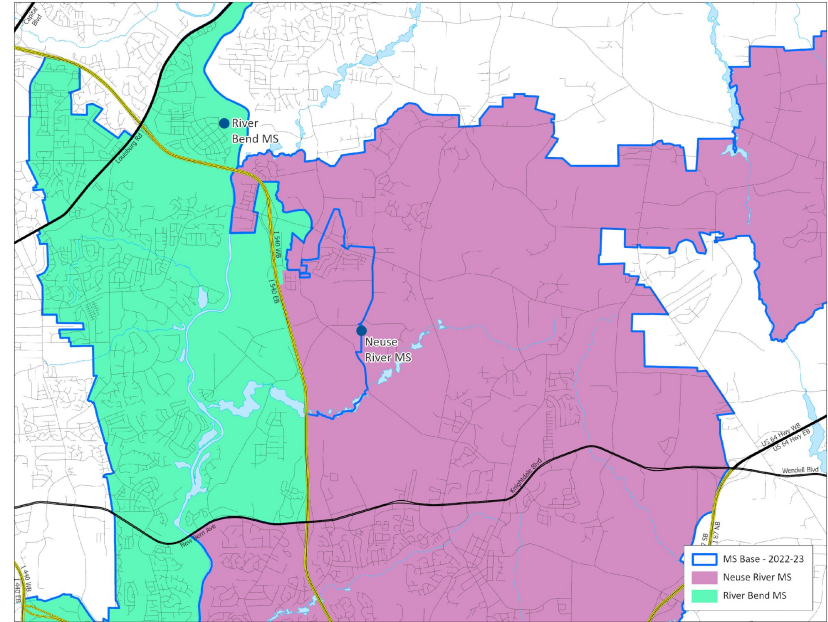

Proposed 2023-24 Base School	Calendar	Capacity w/ Trailers	2023-24 Util w/ Trl	2025-26 Util w/ Trl
Beaverdam ES	T	696	96%	105%
Forestville Rd ES	T	628	90%	100%

- M-T – Multi-Track Year-Round Calendar
- S-T – Single Track Year-Round Calendar
- T – Traditional Calendar
- Base % = Percentage of WCPSS students within base attending the base school
- Util = Utilization based on 2022-23 capacity, updated May 2022
- Util w/ Trl = Utilization with Trailers

Existing Schools – Neuse River MS (from River Bend MS)



Impacted Areas:



Proposed Base Areas

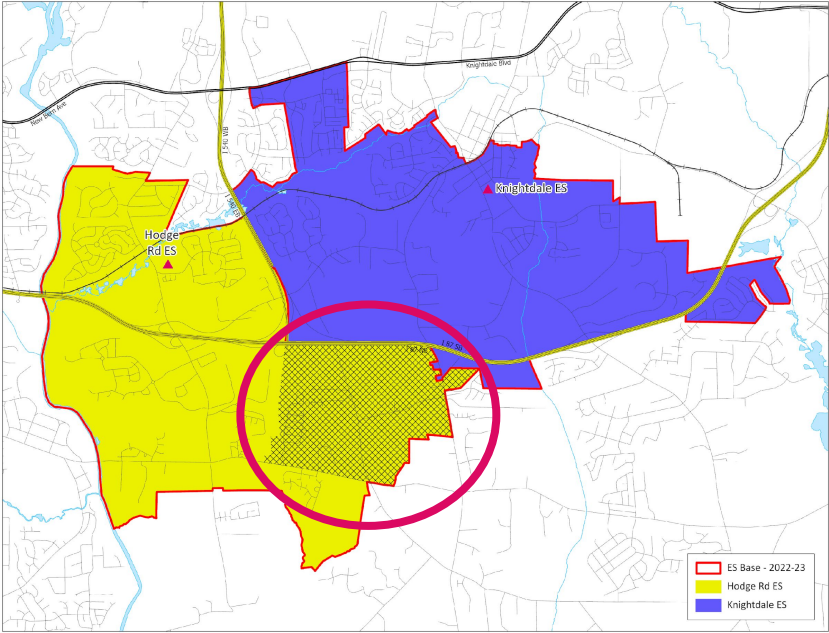
Existing Schools – Neuse River MS (from River Bend MS)

2022-23 Base School	Calendar	Capacity w/ Trailers	2023-24 Util w/ Trl	2025-26 Util w/ Trl
Neuse River MS	M	1248	77%	76%
River Bend MS	T	1248	95%	91%

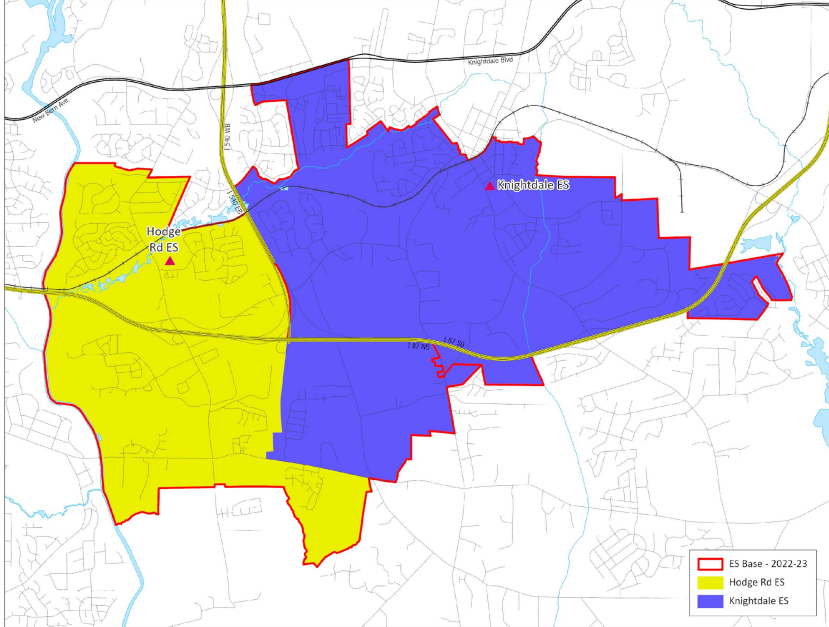
Proposed 2023-24 Base School	Calendar	Capacity w/ Trailers	2023-24 Util w/ Trl	2025-26 Util w/ Trl
Neuse River MS	M	1248	80%	80%
River Bend MS	T	1248	92%	88%

- M-T – Multi-Track Year-Round Calendar
- S-T – Single Track Year-Round Calendar
- T – Traditional Calendar
- Base % = Percentage of WCPSS students within base attending the base school
- Util = Utilization based on 2022-23 capacity, updated May 2022
- Util w/ Trl = Utilization with Trailers

Existing Schools – Knightdale ES (from Hodge Road ES)



Impacted Areas:



Proposed Base Areas

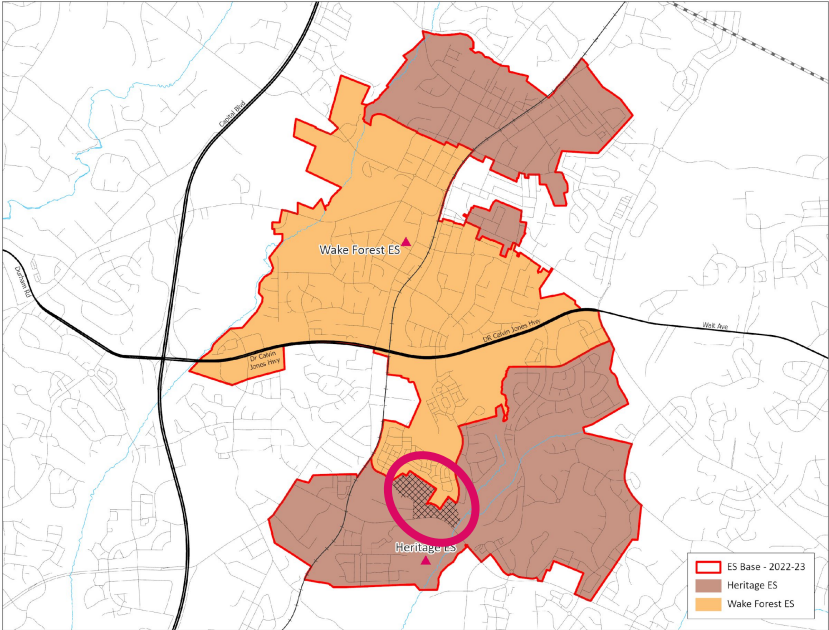
Existing Schools – Knightdale ES (from Hodge Road ES)

2022-23 Base School	Calendar	Capacity w/ Trailers	2023-24 Util w/ Trl	2025-26 Util w/ Trl
Hodge Rd ES	S-T	470	109%	114%
Knightdale ES	T	648	79%	79%

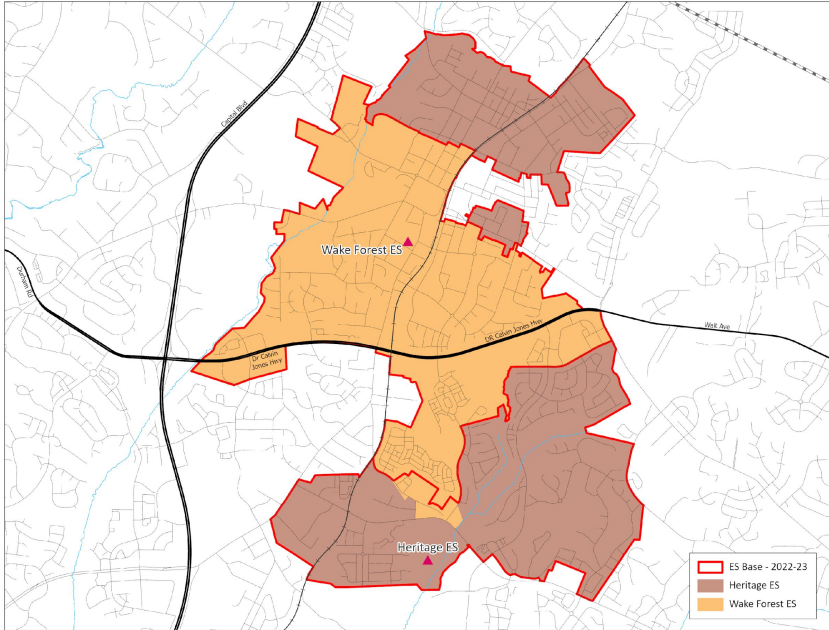

Proposed 2023-24 Base School	Calendar	Capacity w/ Trailers	2023-24 Util w/ Trl	2025-26 Util w/ Trl
Hodge Rd ES	S-T	470	104%	109%
Knightdale ES	T	648	83%	83%

- M-T – Multi-Track Year-Round Calendar
- S-T – Single Track Year-Round Calendar
- T – Traditional Calendar
- Base % = Percentage of WCPSS students within base attending the base school
- Util = Utilization based on 2022-23 capacity, updated May 2022
- Util w/ Trl = Utilization with Trailers

Existing Schools – Wake Forest ES (from Heritage ES)



Impacted Areas:



Proposed Base Areas

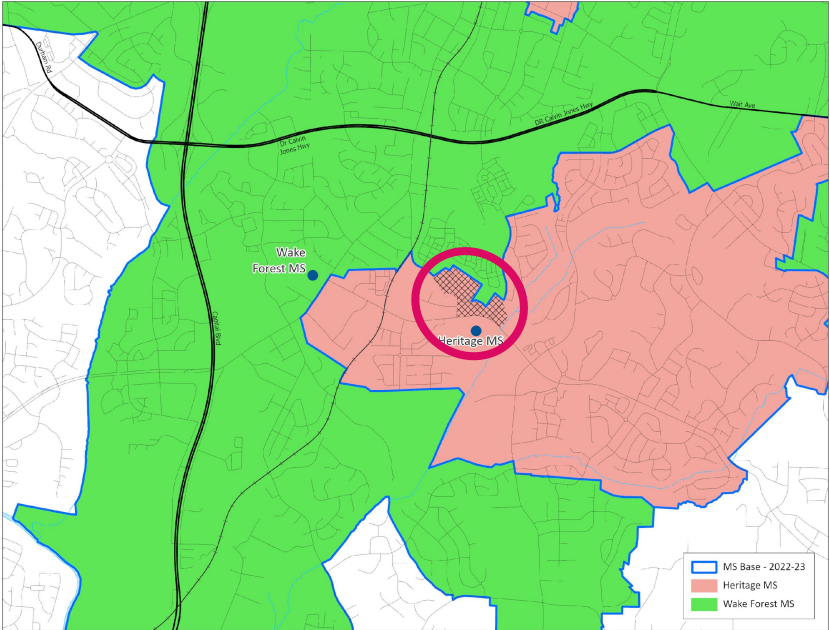
Existing Schools – Wake Forest ES (from Heritage ES)

2022-23 Base School	Calendar	Capacity w/ Trailers	2023-24 Util w/ Trl	2025-26 Util w/ Trl
Heritage ES	M-T	776	82%	77%
Wake Forest ES	T	508	70%	78%

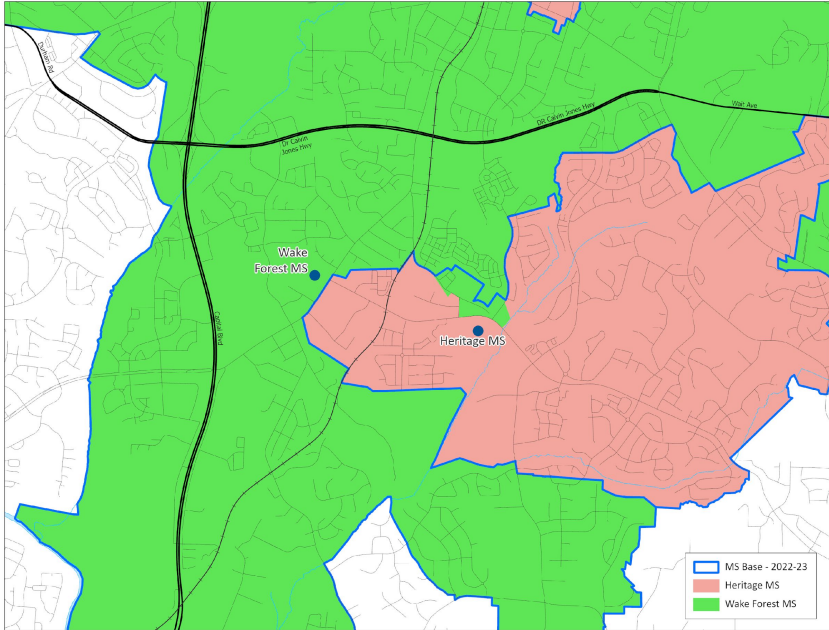

Proposed 2023-24 Base School	Calendar	Capacity w/ Trailers	2023-24 Util w/ Trl	2025-26 Util w/ Trl
Heritage ES	M-T	776	81%	76%
Wake Forest ES	T	508	70%	79%

- M-T – Multi-Track Year-Round Calendar
- S-T – Single Track Year-Round Calendar
- T – Traditional Calendar
- Base % = Percentage of WCPSS students within base attending the base school
- Util = Utilization based on 2022-23 capacity, updated May 2022
- Util w/ Trl = Utilization with Trailers

Existing Schools – Wake Forest MS (from Heritage MS)



Impacted Areas:



Proposed Base Areas

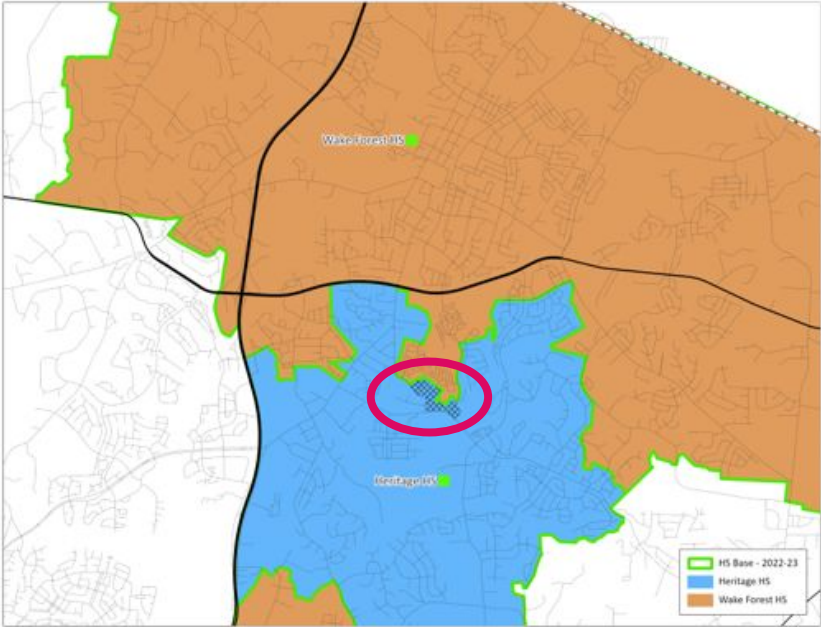
Existing Schools – Wake Forest MS (from Heritage MS)

2022-23 Base School	Calendar	Capacity w/ Trailers	2023-24 Util w/ Trl	2025-26 Util w/ Trl
Heritage MS	M-T	1248	84%	80%
Wake Forest MS	T	1222	86%	91%

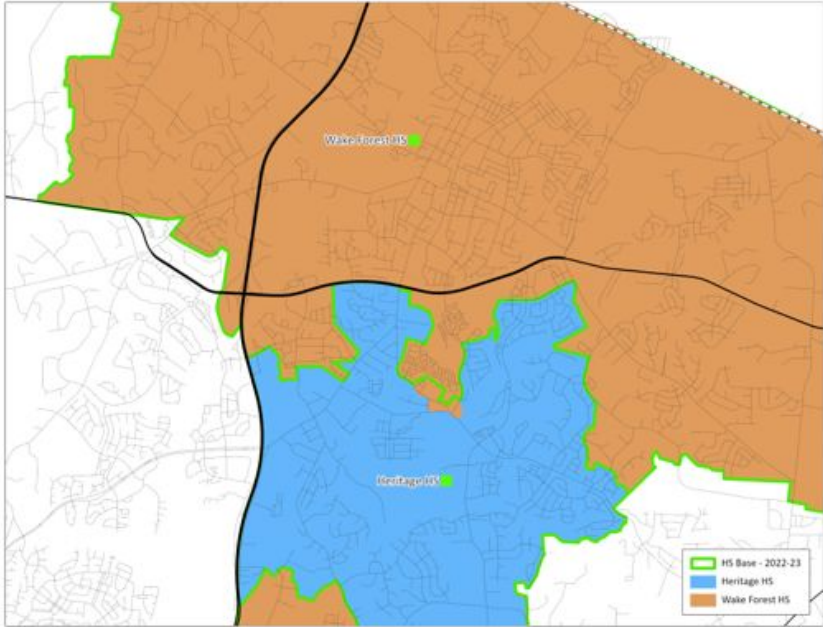
Proposed 2023-24 Base School	Calendar	Capacity w/ Trailers	2023-24 Util w/ Trl	2025-26 Util w/ Trl
Heritage MS	M-T	1248	84%	80%
Wake Forest MS	T	1222	86%	91%

- M-T – Multi-Track Year-Round Calendar
- S-T – Single Track Year-Round Calendar
- T – Traditional Calendar
- Base % = Percentage of WCPSS students within base attending the base school
- Util = Utilization based on 2022-23 capacity, updated May 2022
- Util w/ Trl = Utilization with Trailers

Existing Schools – Wake Forest HS (from Heritage HS)



Impacted Areas: 



Proposed Base Areas

Existing Schools – Wake Forest HS (from Heritage HS)

2022-23 Base School	Calendar	Capacity w/ Trailers	2023-24 Util w/ Trl	2025-26 Util w/ Trl
Heritage HS	T	1714	112%	102%
Wake Forest HS	T	2172	100%	101%

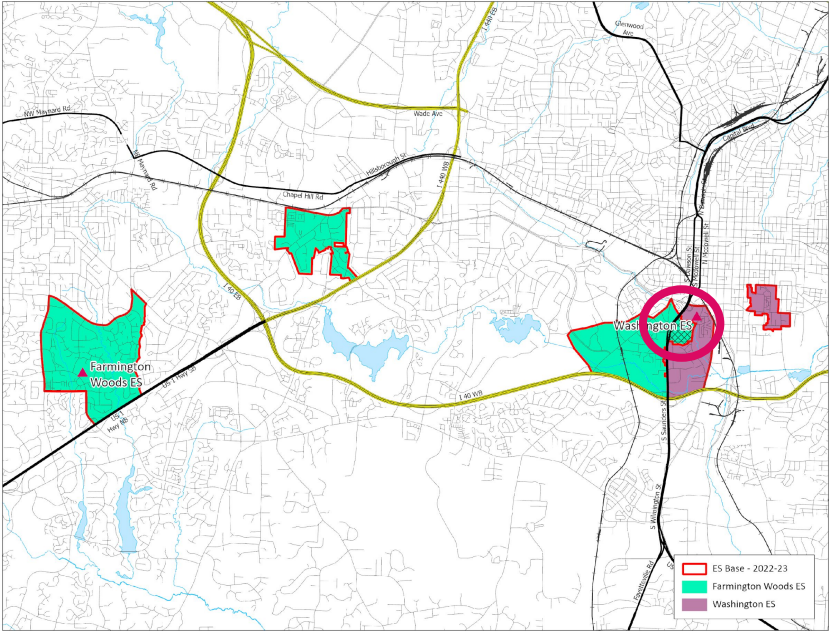
Proposed 2023-24 Base School	Calendar	Capacity w/ Trailers	2023-24 Util w/ Trl	2025-26 Util w/ Trl
Heritage HS	T	1714	112%	101%
Wake Forest HS	T	2172	100%	101%

- M-T – Multi-Track Year-Round Calendar
- S-T – Single Track Year-Round Calendar
- T – Traditional Calendar
- Base % = Percentage of WCPSS students within base attending the base school
- Util = Utilization based on 2022-23 capacity, updated May 2022
- Util w/ Trl = Utilization with Trailers

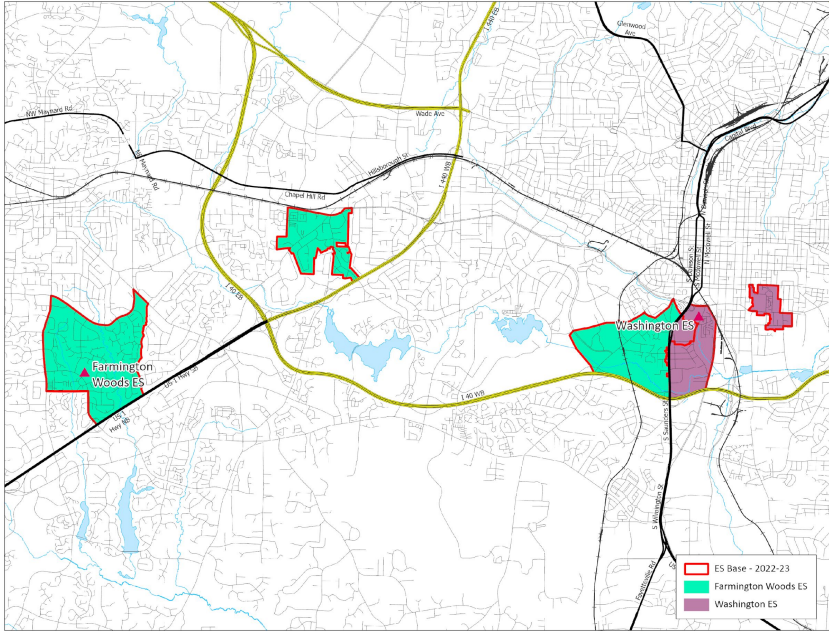



Central Area & Northern Area

Existing Schools – Washington ES (from Farmington Woods ES)



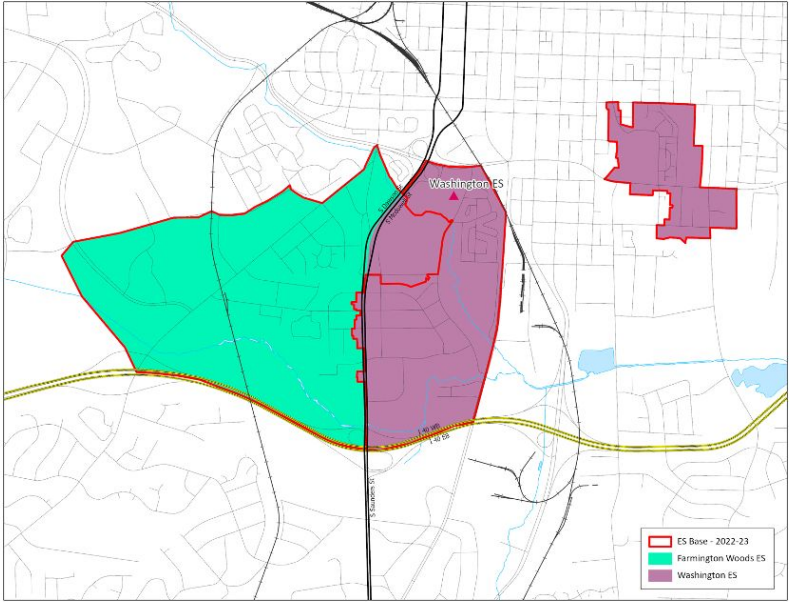
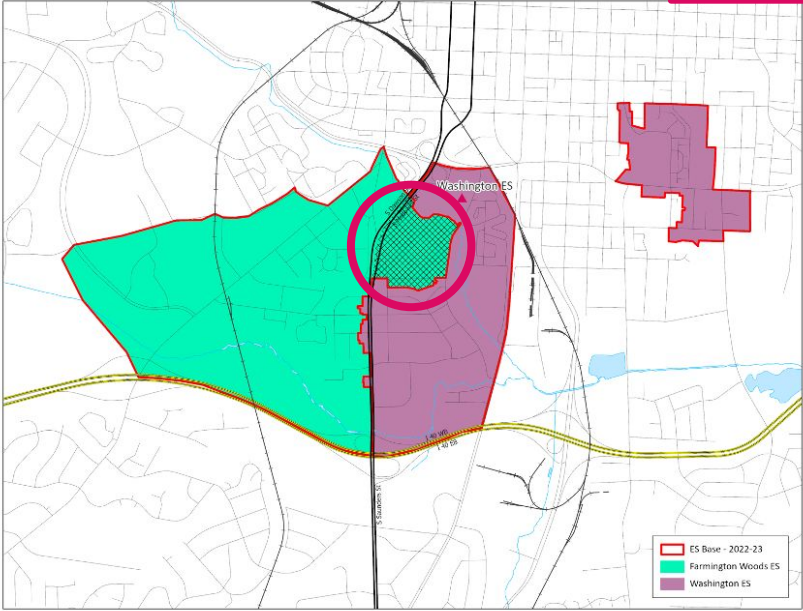
Impacted Areas:



Proposed Base Areas

Existing Schools – Washington ES (from Farmington Woods ES)

ZOOM



Impacted Areas: 

Proposed Base Areas

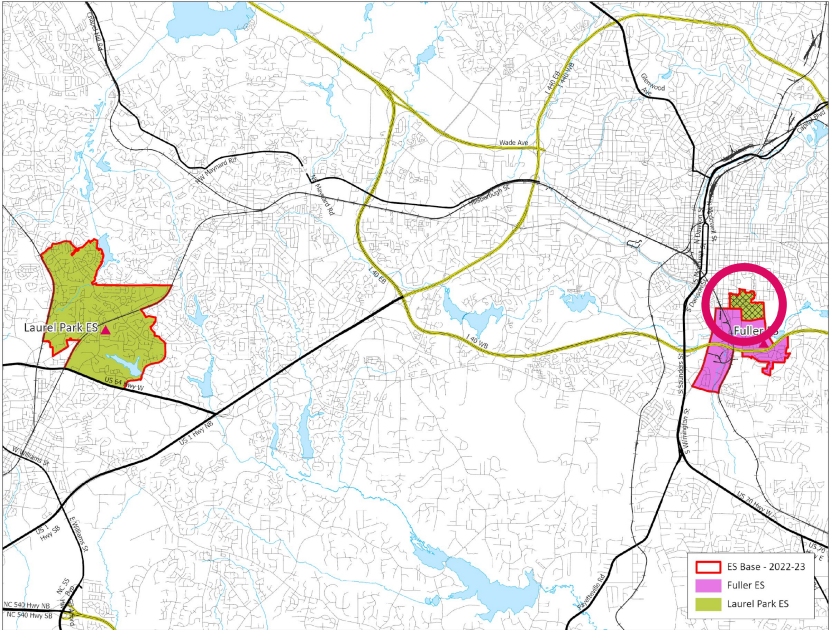
Existing Schools – Washington ES (from Farmington Woods ES)

2022-23 Base School	Calendar	Capacity w/ Trailers	2023-24 Util w/ Trl	2025-26 Util w/ Trl
Farmington Woods ES	T	728	83%	80%
Washington ES	T	508	102%	101%

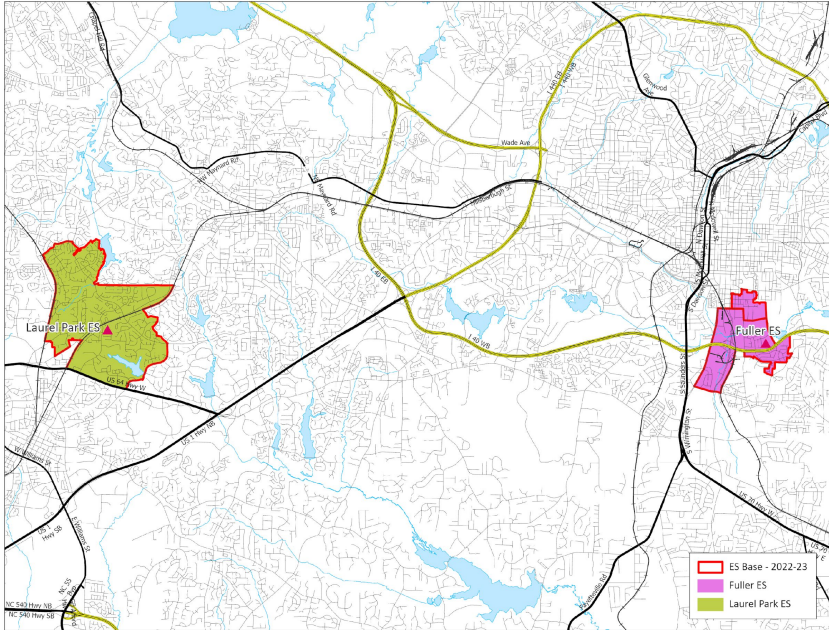
Proposed 2023-24 Base School	Calendar	Capacity w/ Trailers	2023-24 Util w/ Trl	2025-26 Util w/ Trl
Farmington Woods ES	T	728	82%	80%
Washington ES	T	508	102%	102%

- M-T – Multi-Track Year-Round Calendar
- S-T – Single Track Year-Round Calendar
- T – Traditional Calendar
- Base % = Percentage of WCPSS students within base attending the base school
- Util = Utilization based on 2022-23 capacity, updated May 2022
- Util w/ Trl = Utilization with Trailers

Existing Schools – Fuller ES (from Laurel Park ES)



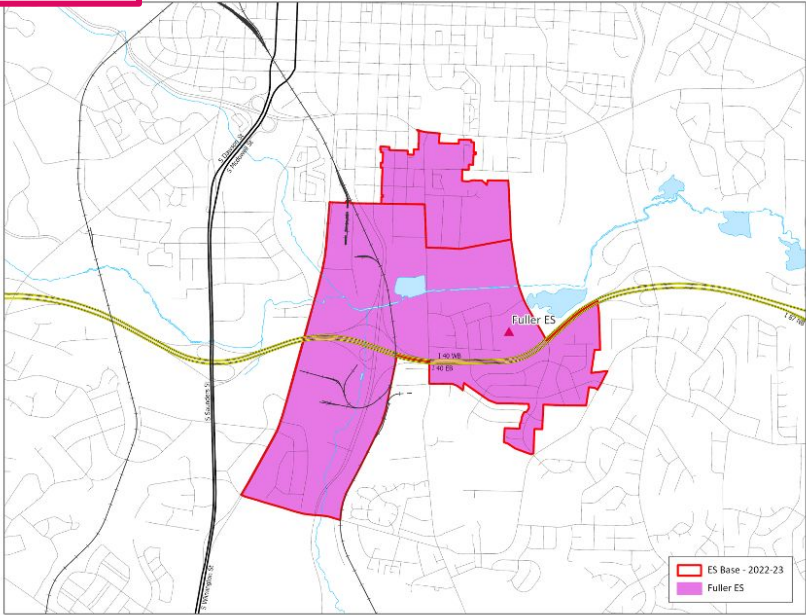
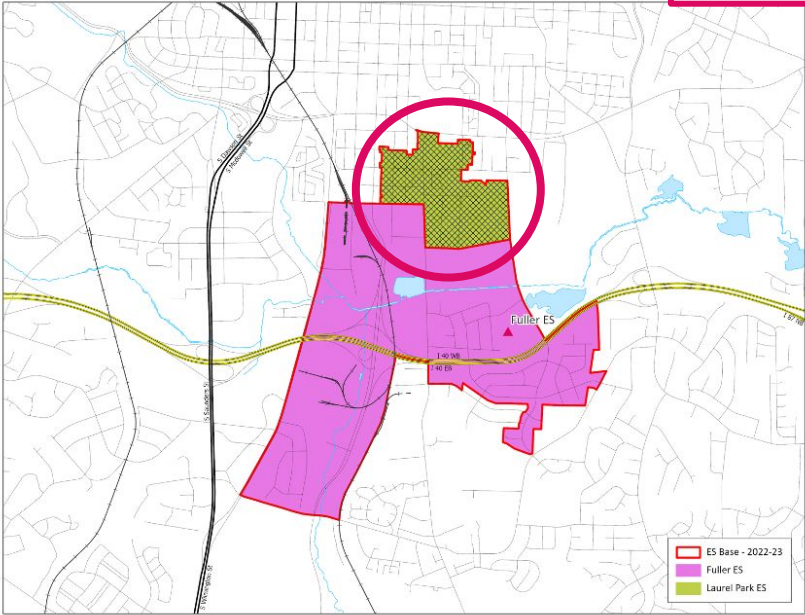
Impacted Areas:



Proposed Base Areas

Existing Schools – Fuller ES (from Laurel Park ES)

ZOOM



Impacted Areas: 

Proposed Base Areas

Existing Schools – Fuller ES (from Laurel Park ES)

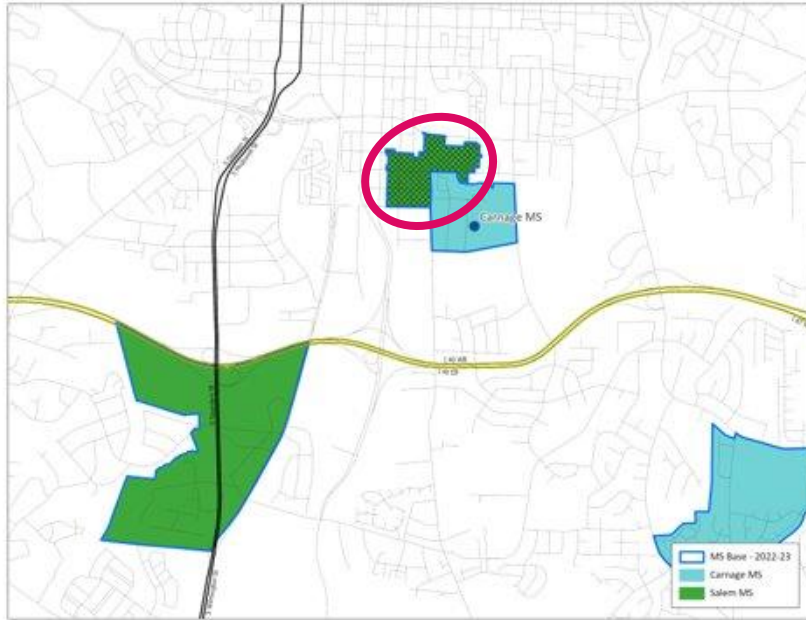
2022-23 Base School	Calendar	Capacity w/ Trailers	2023-24 Util w/ Trl	2025-26 Util w/ Trl
Fuller ES	T	508	72%	76%
Laurel Park ES	M-T	854	97%	92%

Proposed 2023-24 Base School	Calendar	Capacity w/ Trailers	2023-24 Util w/ Trl	2025-26 Util w/ Trl
Fuller ES	T	508	79%	83%
Laurel Park ES	M-T	854	93%	87%

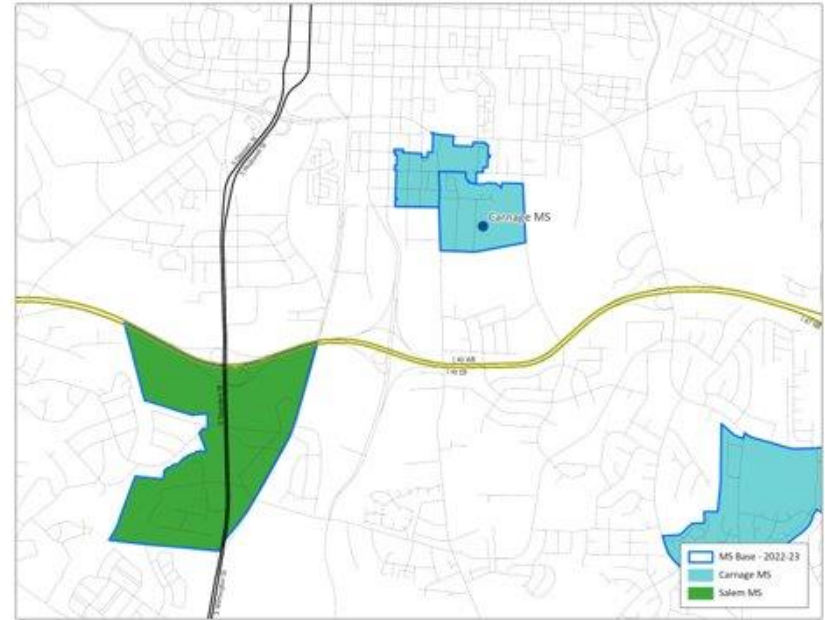
- M-T – Multi-Track Year-Round Calendar
- S-T – Single Track Year-Round Calendar
- T – Traditional Calendar
- Base % = Percentage of WCPSS students within base attending the base school
- Util = Utilization based on 2022-23 capacity, updated May 2022
- Util w/ Trl = Utilization with Trailers

Existing Schools - Carnage MS (from Salem MS)

Addition - Final Draft



Impacted Areas:



Proposed Base Areas

Existing Schools - Carnage MS (from Salem MS)

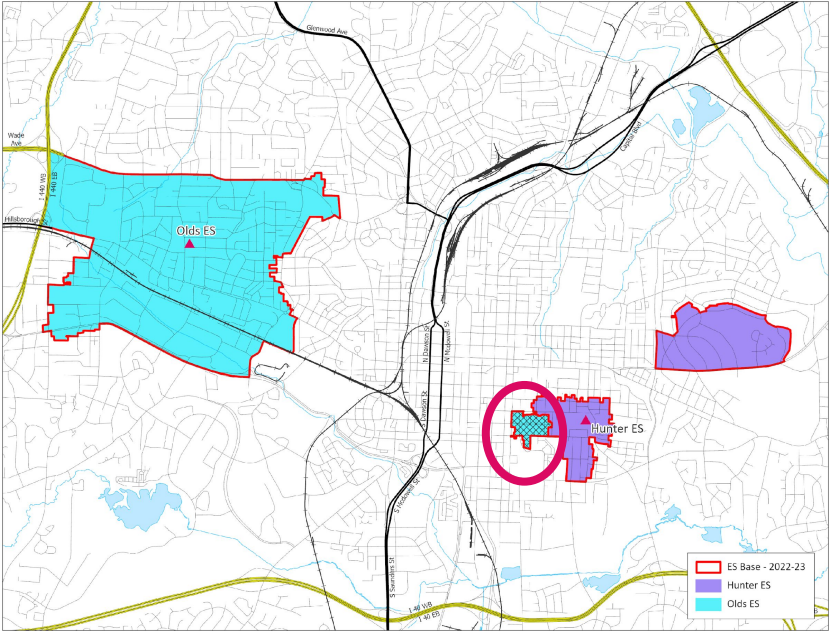
Addition - Final Draft

2022-23 Base School	Calendar	Capacity w/ Trailers	2023-24 Util w/ Trl	2025-26 Util w/ Trl
Carnage MS	T	1014	86%	86%
Salem MS	M-T	1300	83%	83%

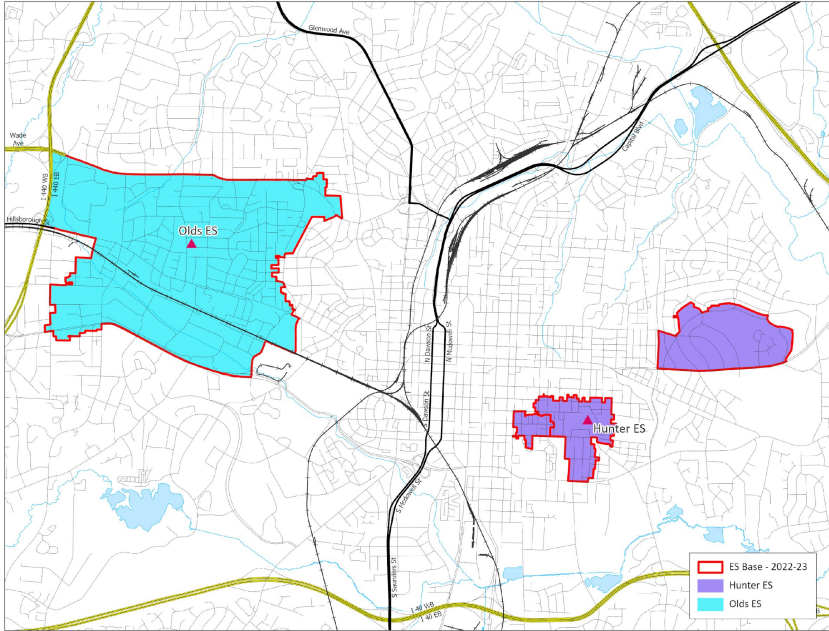
Proposed 2023-24 Base School	Calendar	Capacity w/ Trailers	2023-24 Util w/ Trl	2025-26 Util w/ Trl
Carnage MS	T	1014	87%	87%
Salem MS	M-T	1300	82%	81%

- M-T – Multi-Track Year-Round Calendar
- S-T – Single Track Year-Round Calendar
- T – Traditional Calendar
- Base % = Percentage of WCPSS students within base attending the base school
- Util = Utilization based on 2022-23 capacity, updated May 2022
- Util w/ Trl = Utilization with Trailers

Existing Schools – Hunter ES (from Olds ES)



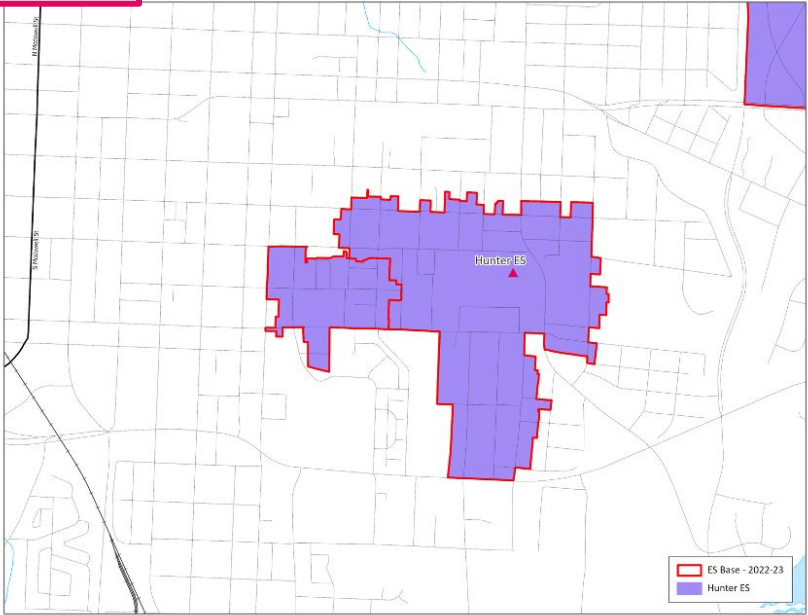
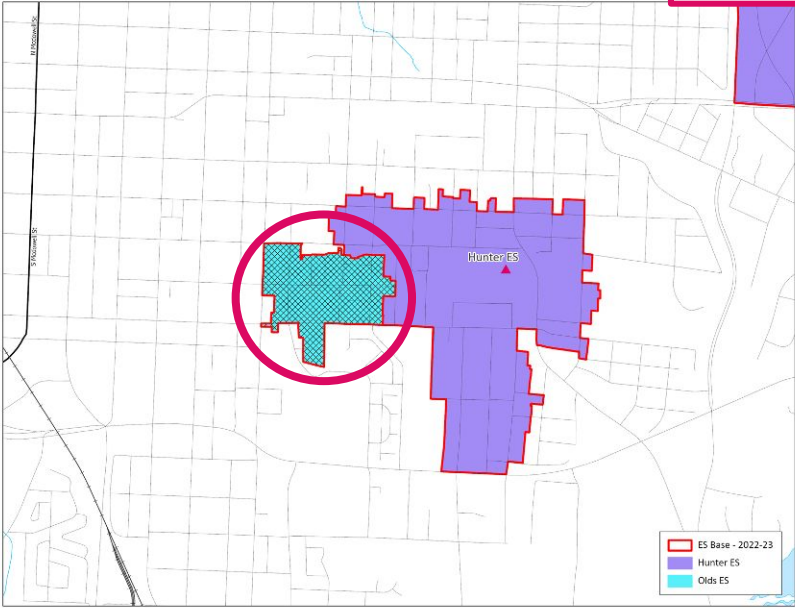
Impacted Areas:



Proposed Base Areas

Existing Schools – Hunter ES (from Olds ES)

ZOOM



Impacted Areas: 

Proposed Base Areas

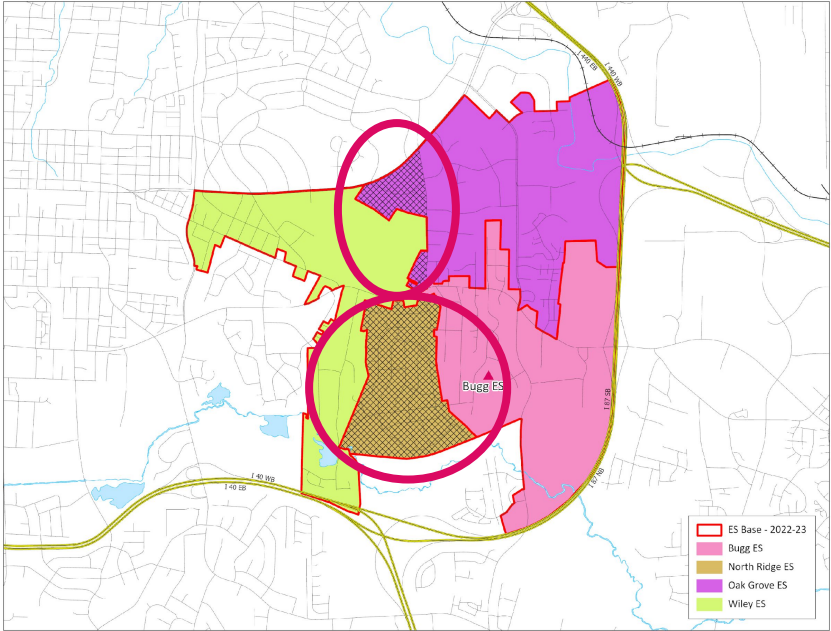
Existing Schools – Hunter ES (from Olds ES)

2022-23 Base School	Calendar	Capacity w/ Trailers	2023-24 Util w/ Trl	2025-26 Util w/ Trl
Hunter ES	T	628	96%	96%
Olds ES	T	220	121%	112%

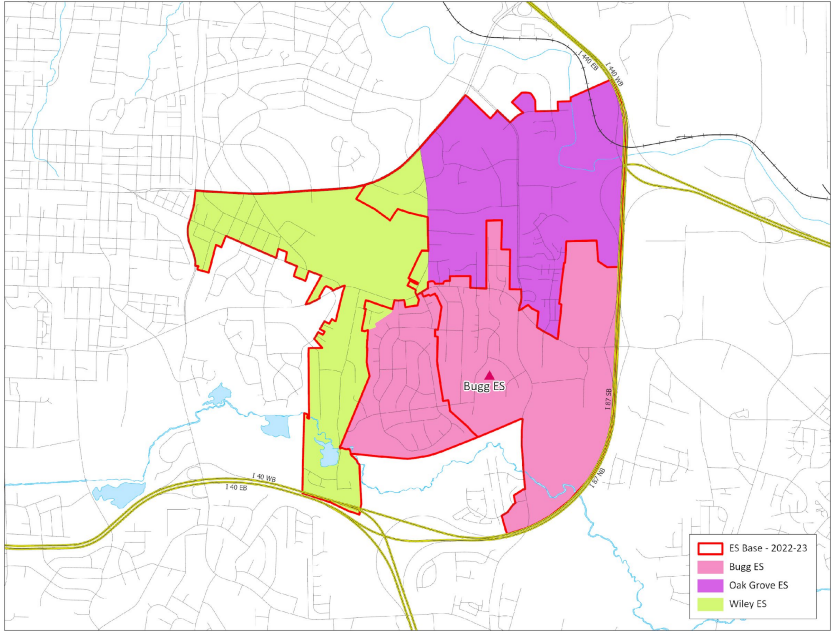

Proposed 2023-24 Base School	Calendar	Capacity w/ Trailers	2023-24 Util w/ Trl	2025-26 Util w/ Trl
Hunter ES	T	628	99%	99%
Olds ES	T	220	113%	106%

- M-T – Multi-Track Year-Round Calendar
- S-T – Single Track Year-Round Calendar
- T – Traditional Calendar
- Base % = Percentage of WCPSS students within base attending the base school
- Util = Utilization based on 2022-23 capacity, updated May 2022
- Util w/ Trl = Utilization with Trailers

Existing Schools – Bugg & Wiley ES (from Oak Grove & North Ridge ES)



Impacted Areas:



Proposed Base Areas

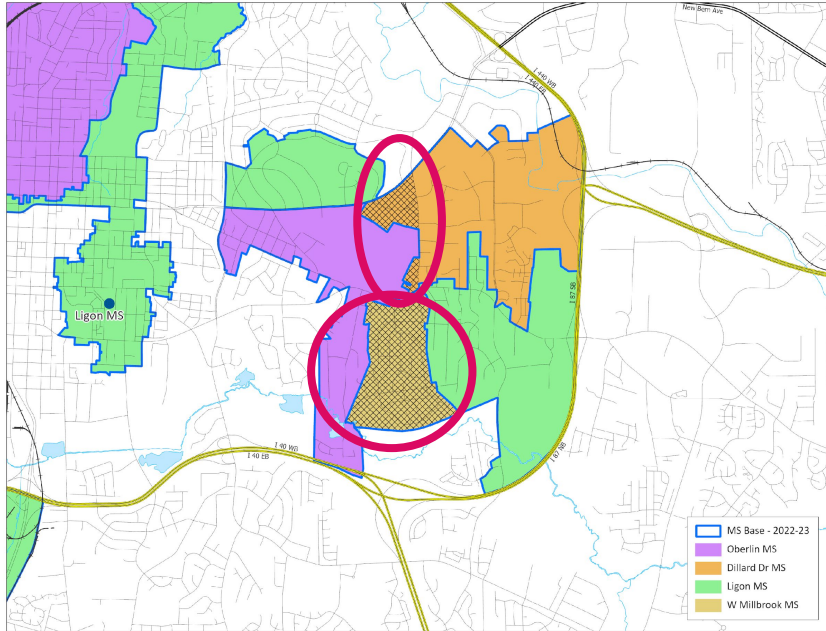
Existing Schools – Bugg & Wiley ES (from Oak Grove & North Ridge ES)

2022-23 Base School	Calendar	Capacity w/ Trailers	2023-24 Util w/ Trl	2025-26 Util w/ Trl
Bugg ES	T	410	52%	52%
North Ridge ES	T	616	112%	107%
Oak Grove ES	M-T	716	87%	83%
Wiley ES	T	410	89%	88%

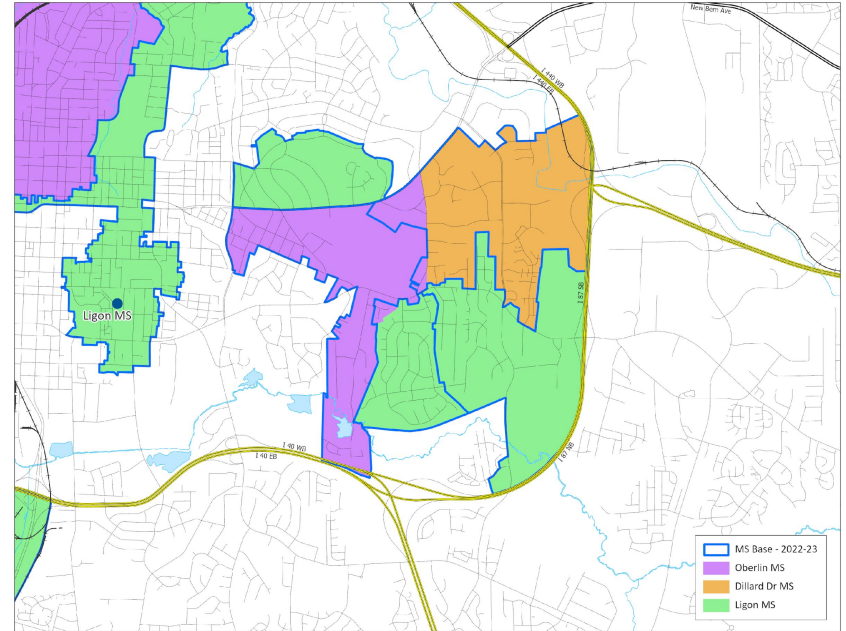

Proposed 2023-24 Base School	Calendar	Capacity w/ Trailers	2023-24 Util w/ Trl	2025-26 Util w/ Trl
Bugg ES	T	410	64%	65%
North Ridge ES	T	616	103%	98%
Oak Grove ES	M-T	716	87%	82%
Wiley ES	T	410	90%	89%

- M-T – Multi-Track Year-Round Calendar
- S-T – Single Track Year-Round Calendar
- T – Traditional Calendar
- Base % = Percentage of WCPSS students within base attending the base school
- Util = Utilization based on 2022-23 capacity, updated May 2022
- Util w/ Trl = Utilization with Trailers

Existing Schools - Ligon & Oberlin MS (from Dillard Drive & West Millbrook MS)



Impacted Areas:



Proposed Base Areas

Existing Schools – Ligon & Oberlin MS (from Dillard Drive & West Millbrook MS)

2022-23 Base School	Calendar	Capacity w/ Trailers	2023-24 Util w/ Trl	2025-26 Util w/ Trl
Oberlin MS	T	1092	103%	99%
Dillard Dr MS	T	1092	93%	94%
Ligon MS	T	1014	95%	96%
W Millbrook MS	T	1248	79%	77%

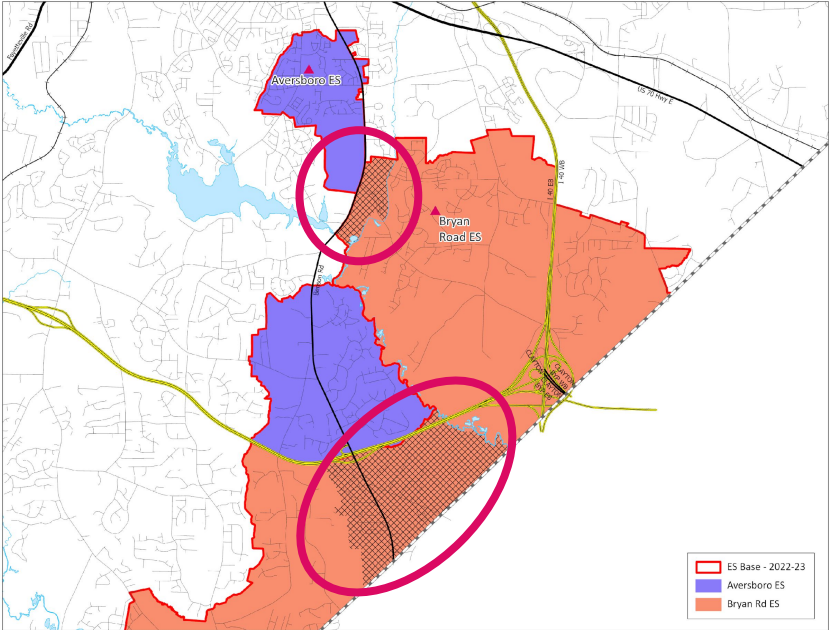
Proposed 2023-24 Base School	Calendar	Capacity w/ Trailers	2023-24 Util w/ Trl	2025-26 Util w/ Trl
Oberlin MS	T	1092	103%	100%
Dillard Dr MS	T	1092	93%	94%
Ligon MS	T	1014	98%	99%
W Millbrook MS	T	1248	76%	74%

- M-T – Multi-Track Year-Round Calendar
- S-T – Single Track Year-Round Calendar
- T – Traditional Calendar
- Base % = Percentage of WCPSS students within base attending the base school
- Util = Utilization based on 2022-23 capacity, updated May 2022
- Util w/ Trl = Utilization with Trailers

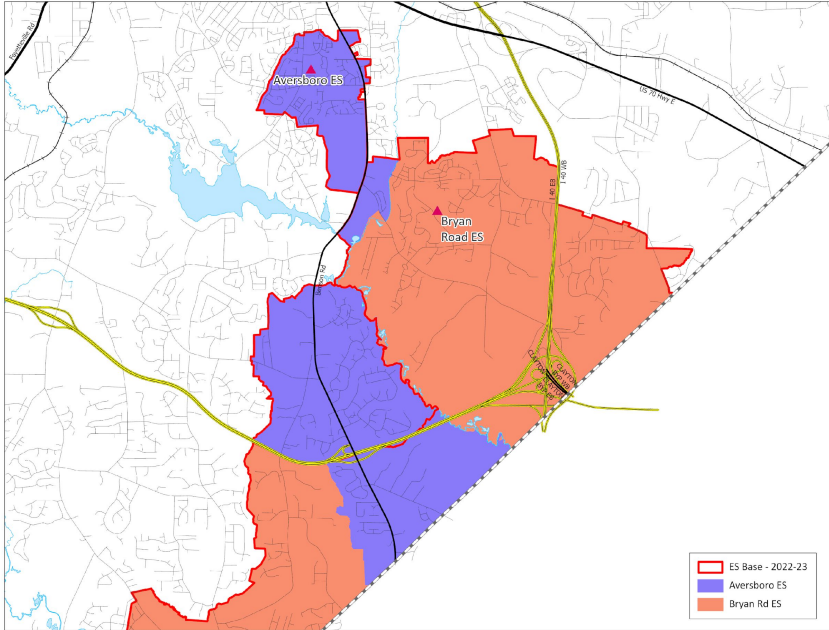



Southeastern Area & Southern Area

Existing Schools – Aversboro ES (from Bryan Road ES)



Impacted Areas:



Proposed Base Areas

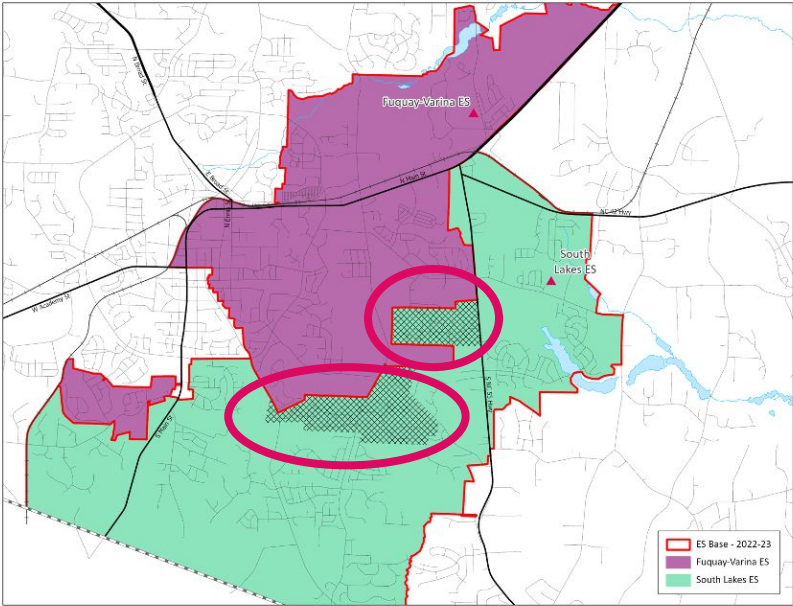
Existing Schools – Aversboro ES (from Bryan Road ES)

2022-23 Base School	Calendar	Capacity w/ Trailers	2023-24 Util w/ Trl	2025-26 Util w/ Trl
Aversboro ES	T	588	61%	61%
Bryan Road ES	T	616	106%	114%

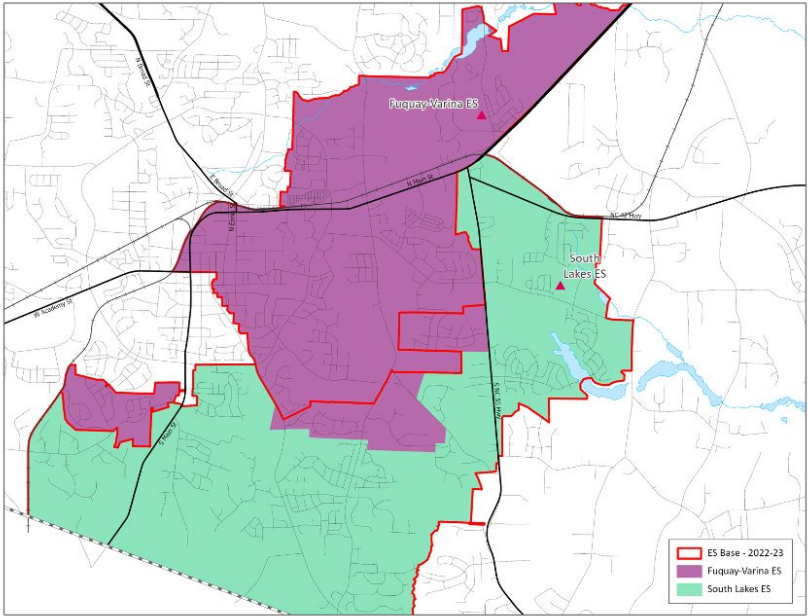
Proposed 2023-24 Base School	Calendar	Capacity w/ Trailers	2023-24 Util w/ Trl	2025-26 Util w/ Trl
Aversboro ES	T	588	68%	68%
Bryan Road ES	T	616	97%	104%

- M-T – Multi-Track Year-Round Calendar
- S-T – Single Track Year-Round Calendar
- T – Traditional Calendar
- Base % = Percentage of WCPSS students within base attending the base school
- Util = Utilization based on 2022-23 capacity, updated May 2022
- Util w/ Trl = Utilization with Trailers

Existing Schools – Fuquay-Varina ES (from South Lakes ES)



Impacted Areas:



Proposed Base Areas

Existing Schools – Fuquay-Varina ES (from South Lakes ES)

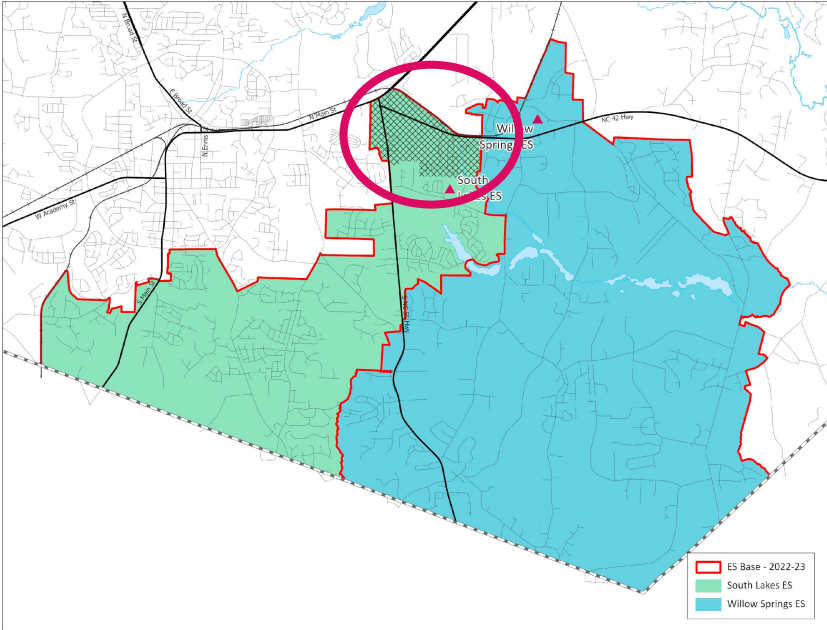
2022-23 Base School	Calendar	Capacity w/ Trailers	2023-24 Util w/ Trl	2025-26 Util w/ Trl
Fuquay-Varina ES	T	768	84%	82%
South Lakes ES	T	716	117%	128%

Proposed 2023-24 Base School	Calendar	Capacity w/ Trailers	2023-24 Util w/ Trl	2025-26 Util w/ Trl
Fuquay-Varina ES	T	768	94%	88%
South Lakes ES	T	716	91%	109%

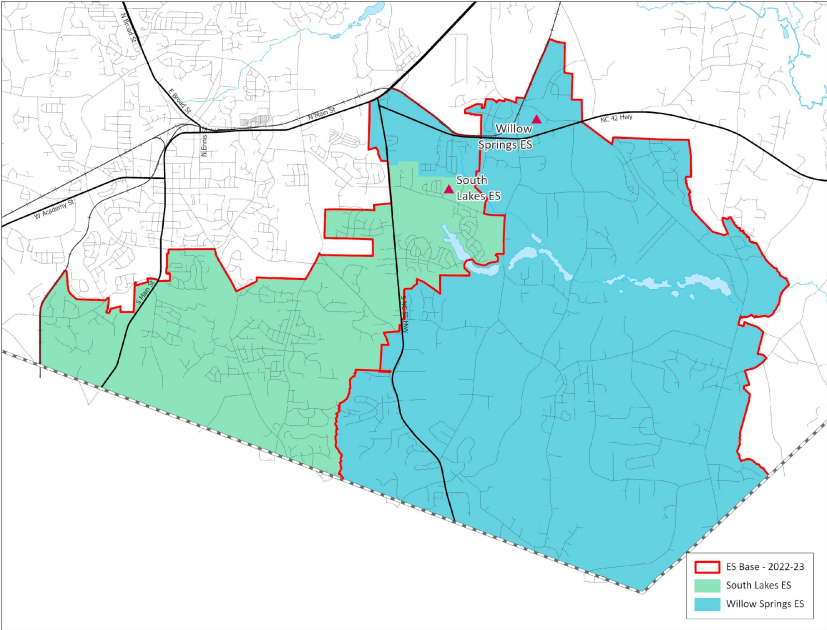

- M-T – Multi-Track Year-Round Calendar
- S-T – Single Track Year-Round Calendar
- T – Traditional Calendar
- Base % = Percentage of WCPSS students within base attending the base school
- Util = Utilization based on 2022-23 capacity, updated May 2022
- Util w/ Trl = Utilization with Trailers

NOTE: South Lakes ES is impacted by other assignment adjustments

Existing Schools – Willow Springs ES (from South Lakes ES)



Impacted Areas:



Proposed Base Areas

Existing Schools – Willow Springs ES (from South Lakes ES)

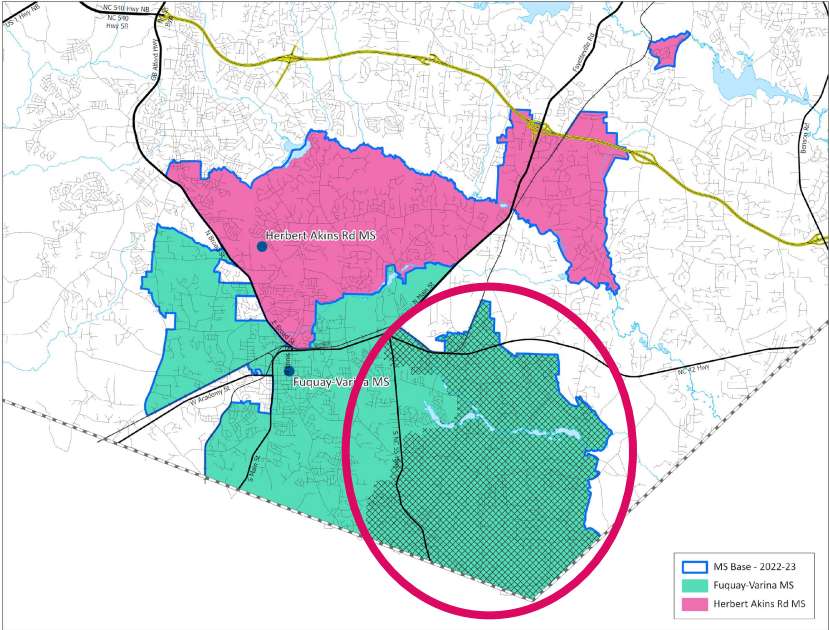
2022-23 Base School	Calendar	Capacity w/ Trailers	2023-24 Util w/ Trl	2025-26 Util w/ Trl
South Lakes ES	T	716	117%	128%
Willow Springs ES	M-T	876	79%	88%

Proposed 2023-24 Base School	Calendar	Capacity w/ Trailers	2023-24 Util w/ Trl	2025-26 Util w/ Trl
South Lakes ES	T	716	91%	109%
Willow Springs ES	M-T	876	88%	97%

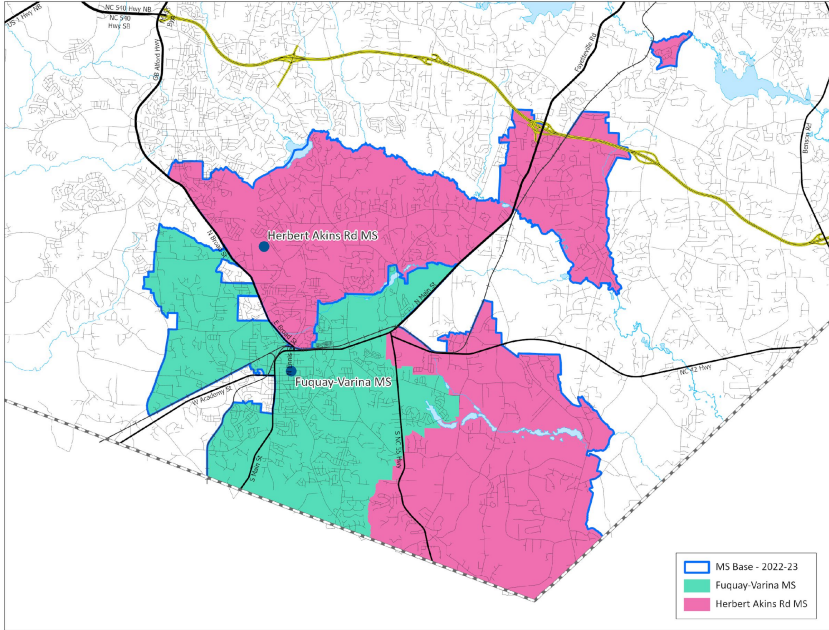

- M-T – Multi-Track Year-Round Calendar
- S-T – Single Track Year-Round Calendar
- T – Traditional Calendar
- Base % = Percentage of WCPSS students within base attending the base school
- Util = Utilization based on 2022-23 capacity, updated May 2022
- Util w/ Trl = Utilization with Trailers

NOTE: South Lakes ES is impacted by other assignment adjustments

Existing Schools – Herbert Akins Road MS (from Fuquay-Varina MS)



Impacted Areas:



Proposed Base Areas

Existing Schools – Herbert Akins Road MS (from Fuquay-Varina MS)

2022-23 Base School	Calendar	Capacity w/ Trailers	2023-24 Util w/ Trl	2025-26 Util w/ Trl
Fuquay-Varina MS	T	936	130%	135%
Herbert Akins Rd MS	M-T	1248	75%	75%

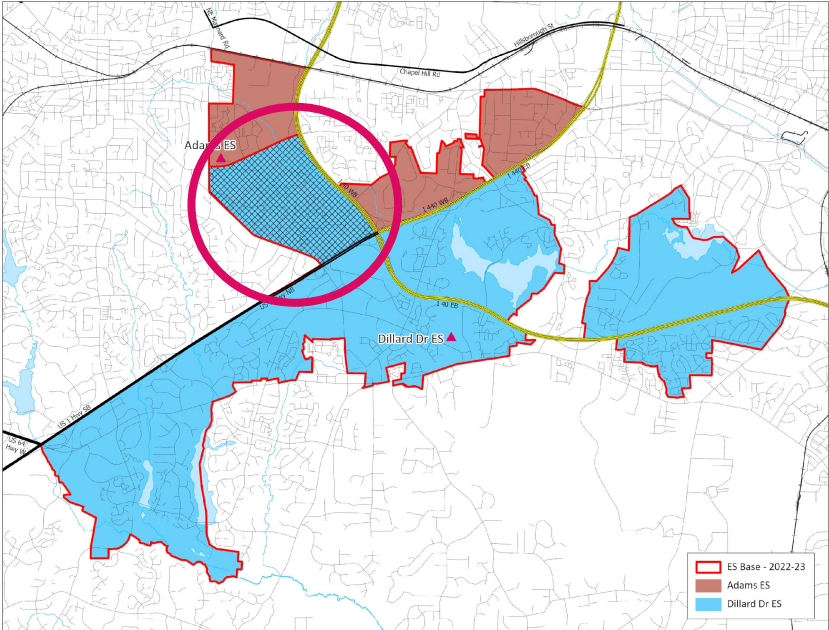
Proposed 2023-24 Base School	Calendar	Capacity w/ Trailers	2023-24 Util w/ Trl	2025-26 Util w/ Trl
Fuquay-Varina MS	T	936	90%	95%
Herbert Akins Rd MS	M-T	1248	100%	100%

- M-T – Multi-Track Year-Round Calendar
- S-T – Single Track Year-Round Calendar
- T – Traditional Calendar
- Base % = Percentage of WCPSS students within base attending the base school
- Util = Utilization based on 2022-23 capacity, updated May 2022
- Util w/ Trl = Utilization with Trailers

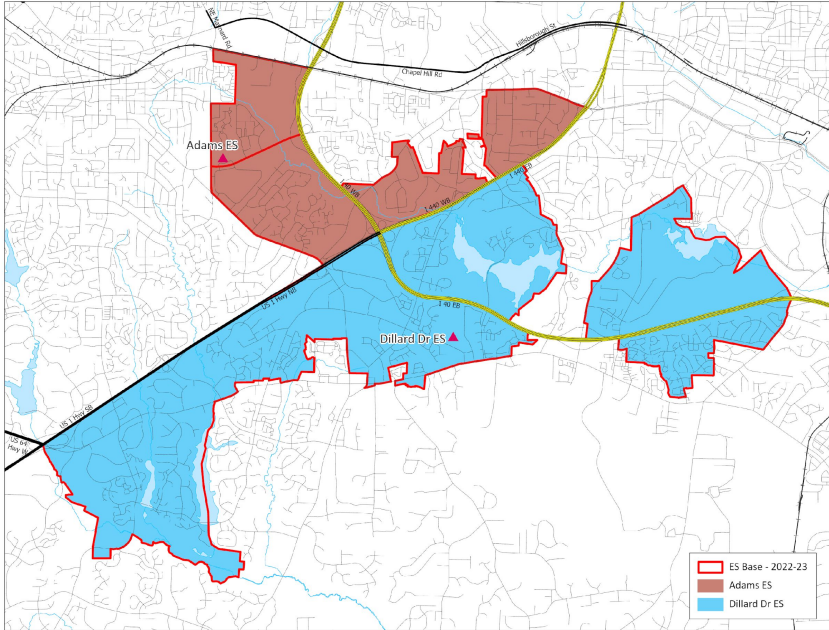



Southwestern Area & Western Area

Existing Schools – Adams ES (from Dillard Drive ES)



Impacted Areas:



Proposed Base Areas

Existing Schools – Adams ES (from Dillard Drive ES)

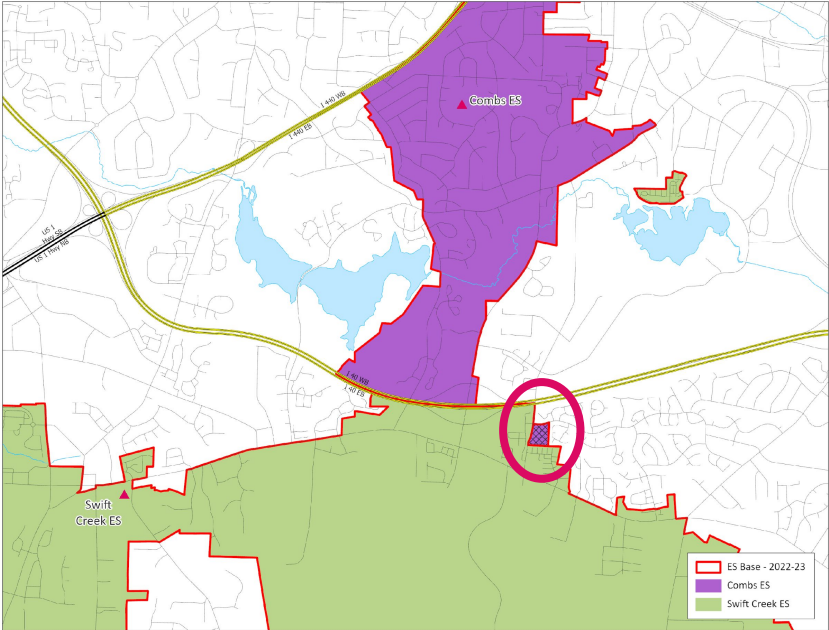
2022-23 Base School	Calendar	Capacity w/ Trailers	2023-24 Util w/ Trl	2025-26 Util w/ Trl
Adams ES	M-T	756	73%	76%
Dillard Dr ES	T	668	105%	100%

Proposed 2023-24 Base School	Calendar	Capacity w/ Trailers	2023-24 Util w/ Trl	2025-26 Util w/ Trl
Adams ES	M-T	756	91%	94%
Dillard Dr ES	T	668	84%	80%

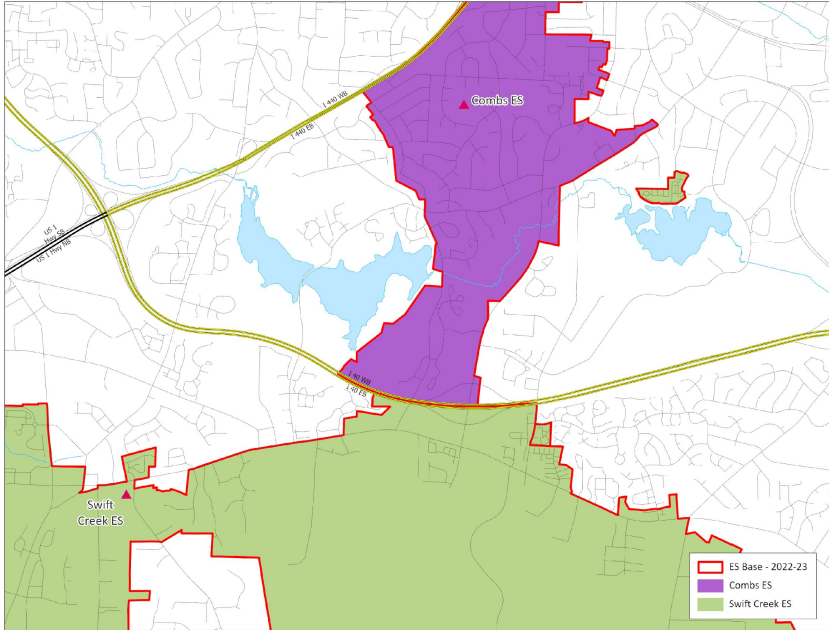
- M-T – Multi-Track Year-Round Calendar
- S-T – Single Track Year-Round Calendar
- T – Traditional Calendar
- Base % = Percentage of WCPSS students within base attending the base school
- Util = Utilization based on 2022-23 capacity, updated May 2022
- Util w/ Trl = Utilization with Trailers

NOTE: Dillard Drive ES is impacted by other assignment adjustments

Existing Schools – Swift Creek ES (from Combs ES)



Impacted Areas:



Proposed Base Areas

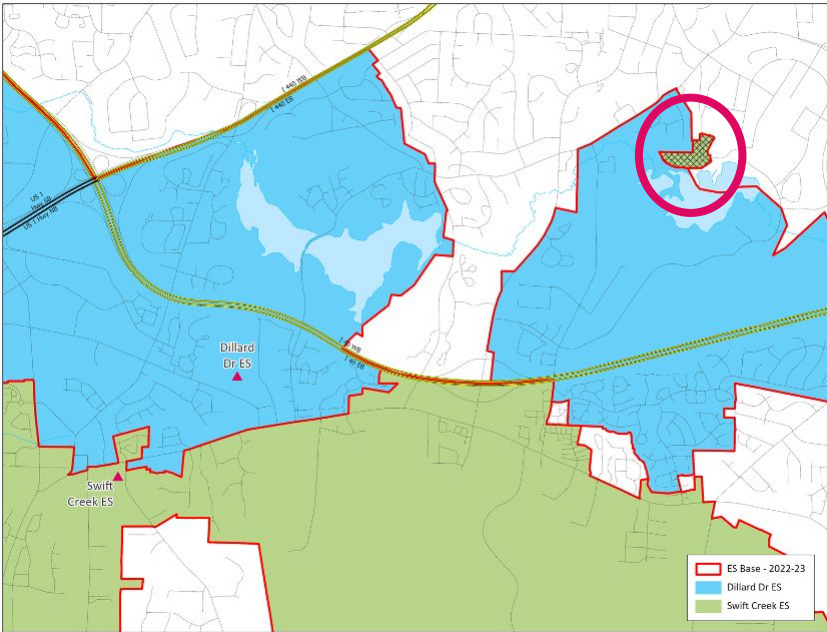
Existing Schools – Swift Creek ES (from Combs ES)

2022-23 Base School	Calendar	Capacity w/ Trailers	2023-24 Util w/ Trl	2025-26 Util w/ Trl
Combs ES	T	630	95%	92%
Swift Creek ES	T	450	88%	89%

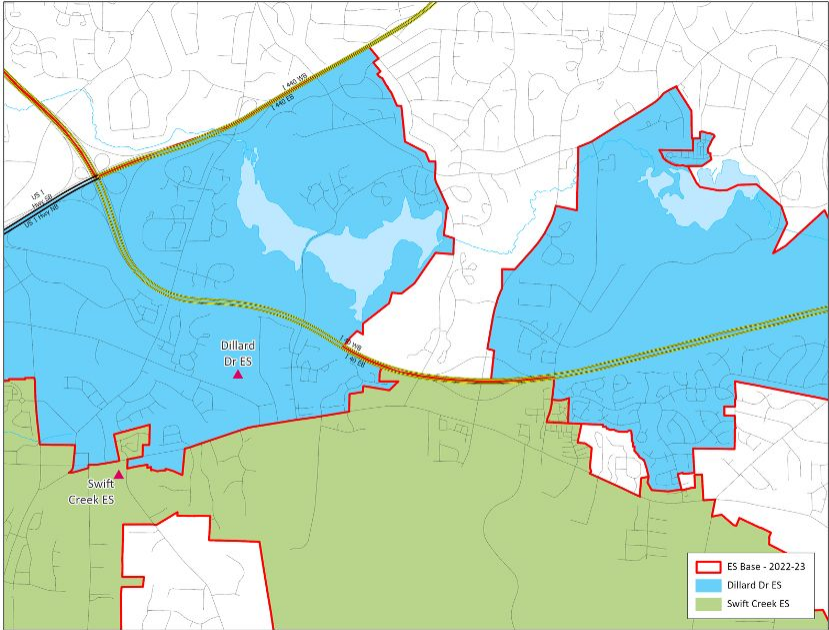
Proposed 2023-24 Base School	Calendar	Capacity w/ Trailers	2023-24 Util w/ Trl	2025-26 Util w/ Trl
Combs ES	T	630	95%	92%
Swift Creek ES	T	450	88%	88%

- M-T – Multi-Track Year-Round Calendar
- S-T – Single Track Year-Round Calendar
- T – Traditional Calendar
- Base % = Percentage of WCPSS students within base attending the base school
- Util = Utilization based on 2022-23 capacity, updated May 2022
- Util w/ Trl = Utilization with Trailers

Existing Schools – Dillard Drive ES (from Swift Creek ES)



Impacted Areas:



Proposed Base Areas

Existing Schools – Dillard Drive ES (from Swift Creek ES)

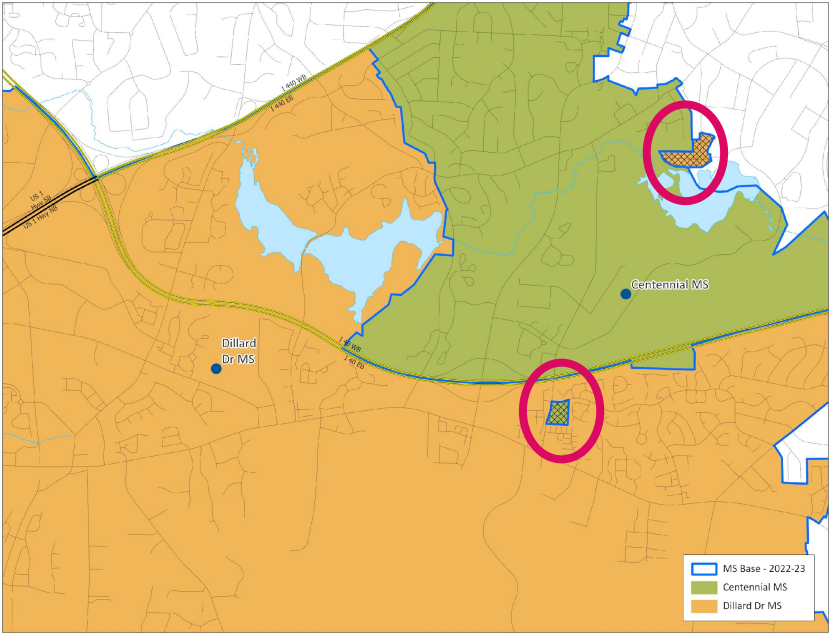
2022-23 Base School	Calendar	Capacity w/ Trailers	2023-24 Util w/ Trl	2025-26 Util w/ Trl
Dillard Dr ES	T	668	105%	100%
Swift Creek ES	T	450	88%	89%

Proposed 2023-24 Base School	Calendar	Capacity w/ Trailers	2023-24 Util w/ Trl	2025-26 Util w/ Trl
Dillard Dr ES	T	668	84%	80%
Swift Creek ES	T	450	88%	88%

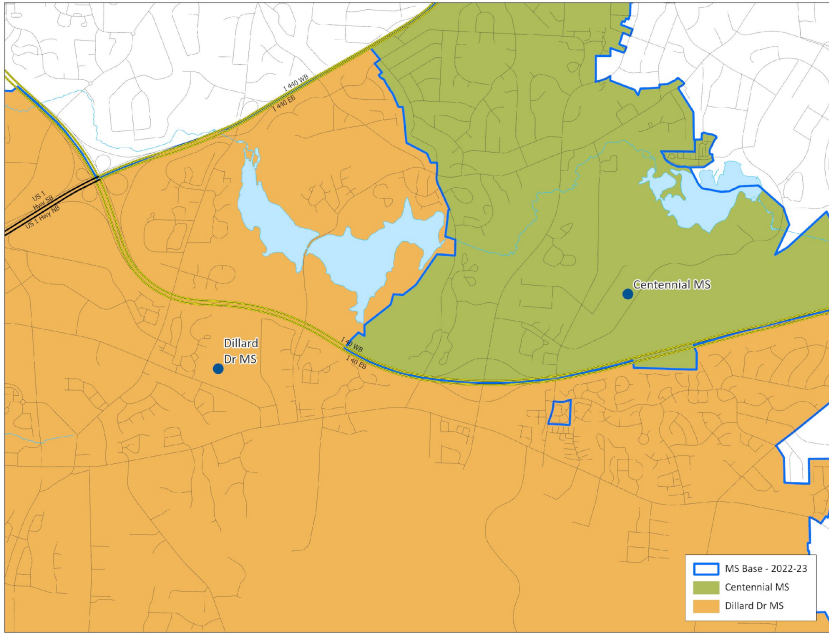

- M-T – Multi-Track Year-Round Calendar
- S-T – Single Track Year-Round Calendar
- T – Traditional Calendar
- Base % = Percentage of WCPSS students within base attending the base school
- Util = Utilization based on 2022-23 capacity, updated May 2022
- Util w/ Trl = Utilization with Trailers

NOTE: Dillard Drive ES is impacted by other assignment adjustments

Existing Schools – Dillard Drive MS and Centennial MS



Impacted Areas:



Proposed Base Areas

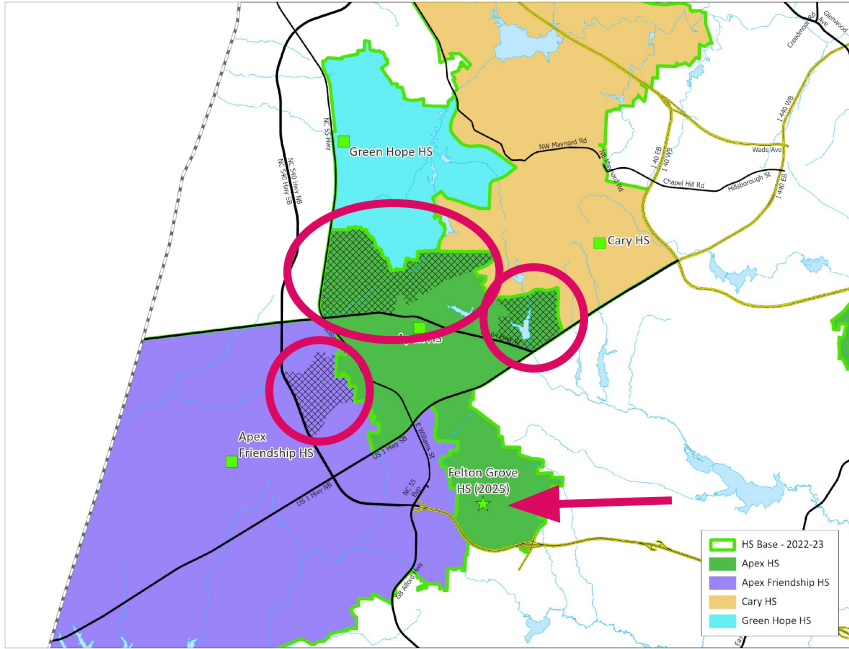
Existing Schools – Dillard Drive MS and Centennial MS

2022-23 Base School	Calendar	Capacity w/ Trailers	2023-24 Util w/ Trl	2025-26 Util w/ Trl
Centennial MS	M	624	92%	91%
Dillard Dr MS	T	1092	93%	94%

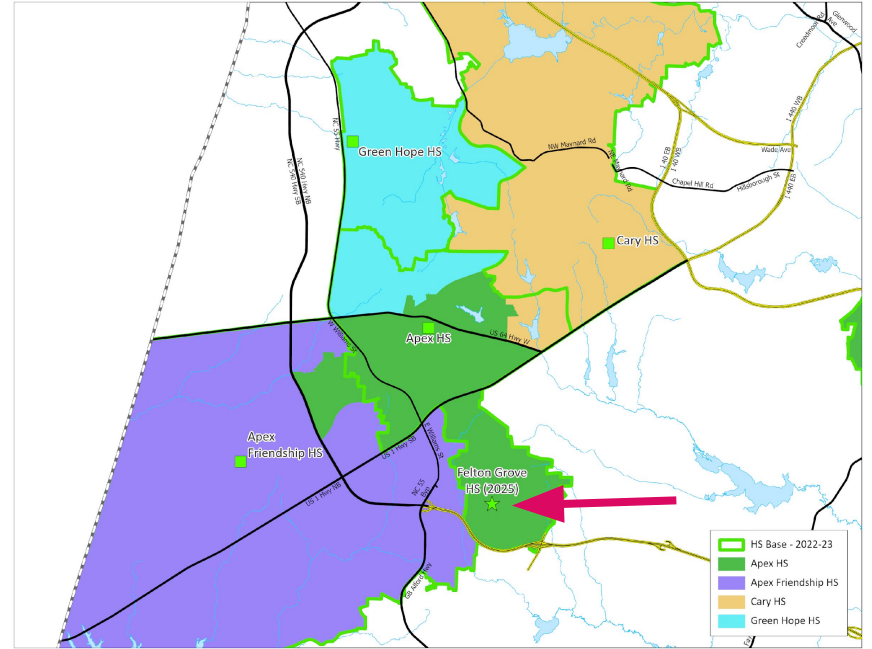

Proposed 2023-24 Base School	Calendar	Capacity w/ Trailers	2023-24 Util w/ Trl	2025-26 Util w/ Trl
Centennial MS	M	624	92%	92%
Dillard Dr MS	T	1092	93%	94%

- M-T – Multi-Track Year-Round Calendar
- S-T – Single Track Year-Round Calendar
- T – Traditional Calendar
- Base % = Percentage of WCPSS students within base attending the base school
- Util = Utilization based on 2022-23 capacity, updated May 2022
- Util w/ Trl = Utilization with Trailers

Existing Schools - Apex, Cary & Green Hope HS (from Apex & Apex Friendship HS)



Impacted Areas:



Proposed Base Areas

Existing Schools - Apex, Cary & Green Hope HS

(from Apex & Apex Friendship HS)

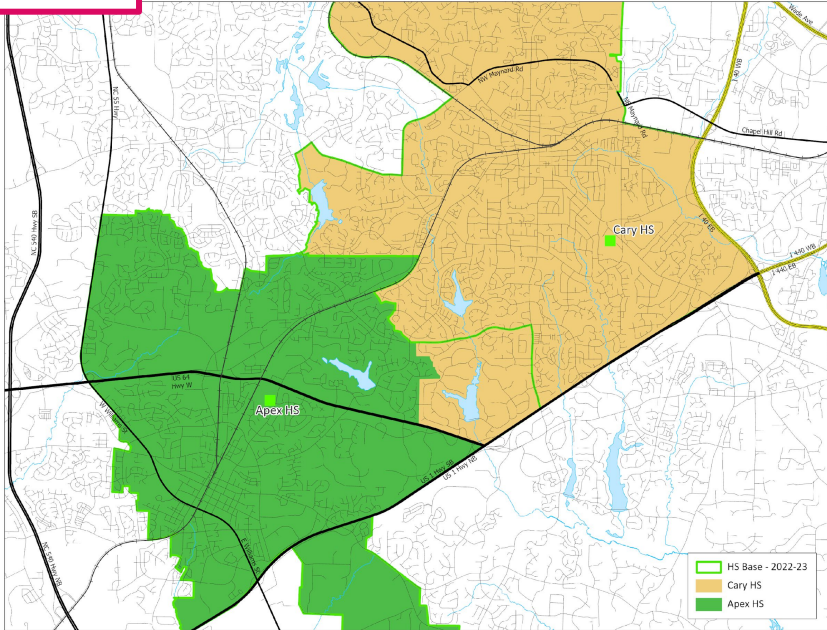
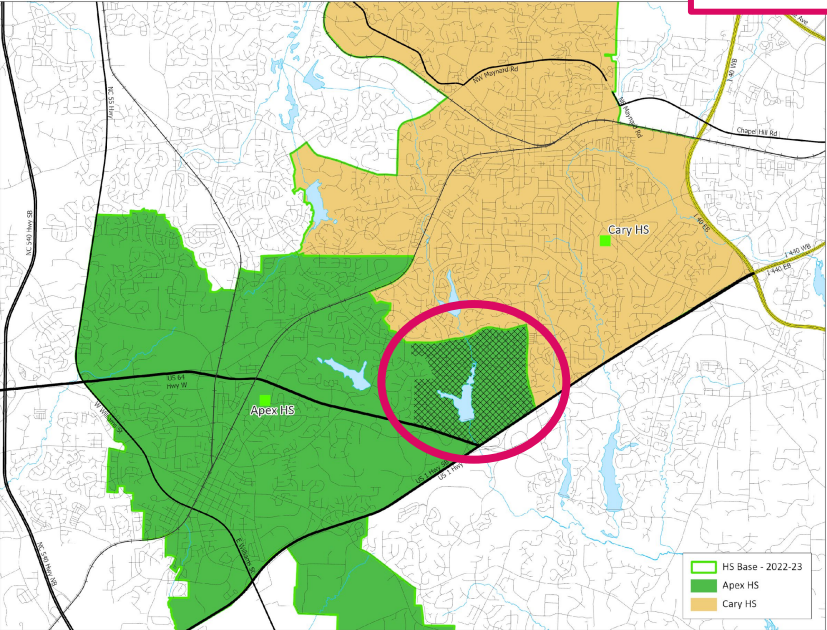
2022-23 Base School	Calendar	Capacity w/ Trailers	2023-24 Util w/ Trl	2025-26 Util w/ Trl
Apex HS	T	2240	113%	106%
Apex Friendship HS	T	2384	119%	122%
Cary HS	T	2234	98%	92%
Green Hope HS	T	2495	82%	78%

Proposed 2023-24 Base School	Calendar	Capacity w/ Trailers	2023-24 Util w/ Trl	2025-26 Util w/ Trl
Apex HS	T	2240	107%	99%
Apex Friendship HS	T	2384	103%	107%
Cary HS	T	2234	101%	95%
Green Hope HS	T	2495	100%	96%

- M-T – Multi-Track Year-Round Calendar
- S-T – Single Track Year-Round Calendar
- T – Traditional Calendar
- Base % = Percentage of WCPSS students within base attending the base school
- Util = Utilization based on 2022-23 capacity, updated May 2022
- Util w/ Trl = Utilization with Trailers

Existing Schools – Cary HS (from Apex HS)

ZOOM

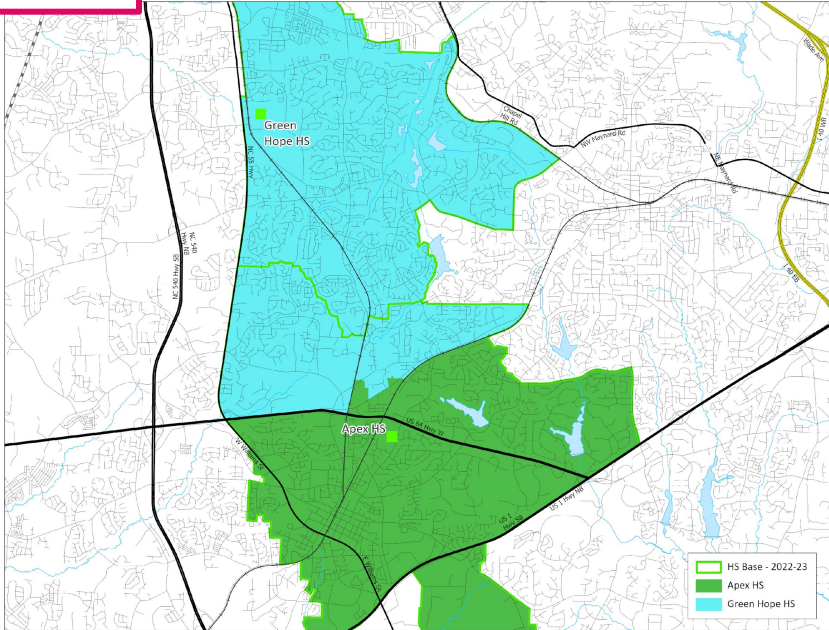
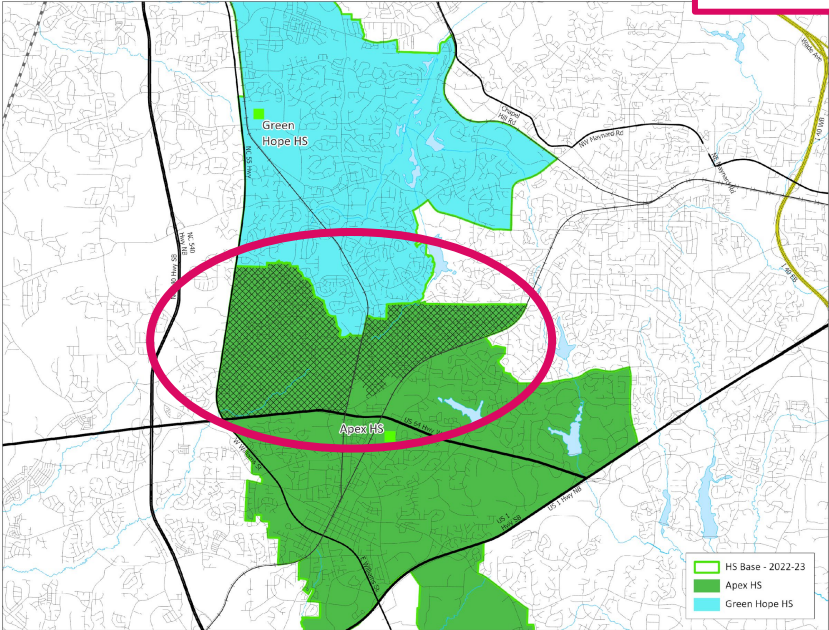


Impacted Areas: 

Proposed Base Areas

Existing Schools – Green Hope HS (from Apex HS)

ZOOM

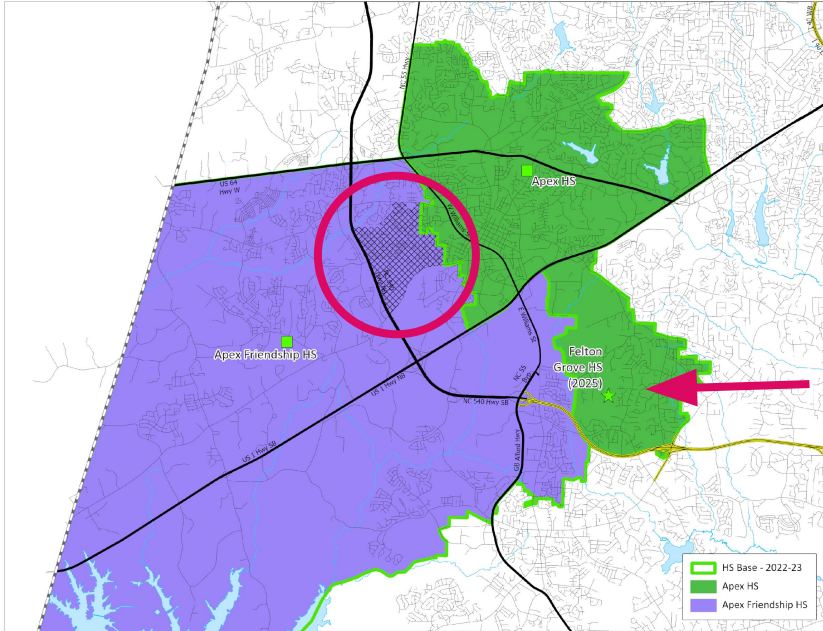


Impacted Areas: 

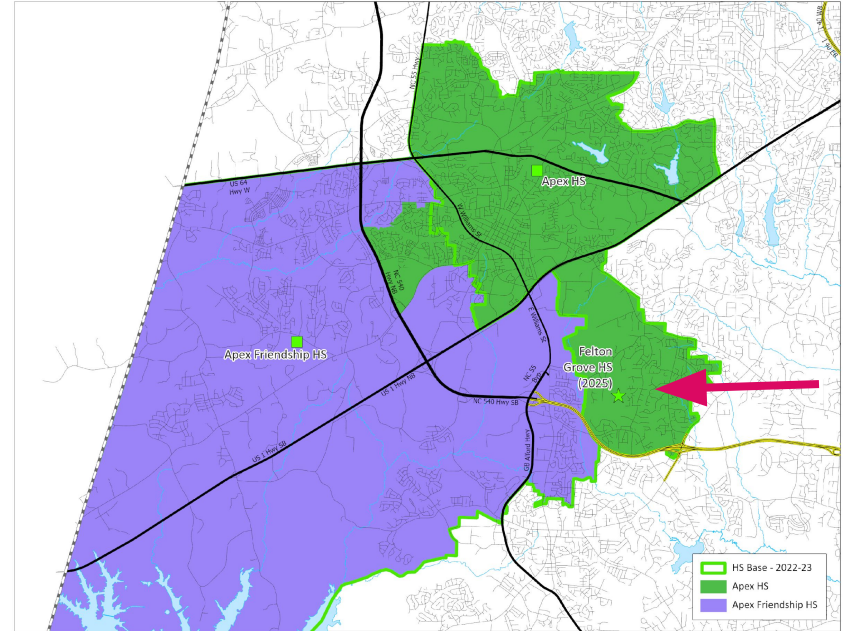
Proposed Base Areas

Existing Schools – Apex HS (from Apex Friendship HS)

ZOOM



Impacted Areas:



Proposed Base Areas



Recommended Calendar Application Changes

Elementary Calendar Application Changes

Current Base	Current Calendar Application School(s)	Proposed Calendar Application School
Aversboro	Banks Road, Timber Drive	n/a
Baileywick	Pleasant Union, Sycamore Creek	n/a
Ballentine	Fuquay-Varina, Lincoln Heights	Fuquay-Varina
Banks Road	Fuquay-Varina, Lincoln Heights	Fuquay-Varina
Baucom	Laurel Park, Salem	Laurel Park
Bryan Road	Banks Road, Rand Road, Timber Drive	Rand Road or Timber Drive
Carpenter	Green Hope, Weatherstone, White Oak	Green Hope or Weatherstone
Douglas	Durant Road, Wilburn	n/a
Farmington Woods	Adams, Timber Drive	Adams, n/a*
Green	Durant Road	n/a
Harris Creek	Wildwood Forest, Rolesville	Rolesville

* area near Washington ES

Elementary Calendar Application Changes *(continued)*

Current Base	Current Calendar Application School(s)	Proposed Calendar Application School
Hilburn Drive	Brier Creek, Sycamore Creek	Brier Creek
Hunter	Wilburn	n/a
Jeffreys Grove	Brier Creek, Sycamore Creek	n/a
Lead Mine	Pleasant Union	n/a
Leesville Road	Brier Creek, Sycamore Creek, Wilburn	n/a
Lynn Road	Brier Creek, Pleasant Union	n/a
Middle Creek	Swift Creek, Yates Mill	Swift Creek
Morrisville	Green Hope, Weatherstone	n/a
North Ridge	Barwell Road, Durant Road	n/a
Partnership	Knightdale	n/a
Pleasant Union	Jeffreys Grove, Lynn Road	Lynn Road
Richland Creek	Jones Dairy, Sanford Creek	Jones Dairy
Salem	Baucom, Pleasant Grove, Scotts Ridge	Baucom or Pleasant Grove

Elementary Calendar Application Changes *(continued)*

Current Base	Current Calendar Application School(s)	Proposed Calendar Application School
Southeast Raleigh	Timber Drive	n/a
Stough	Brier Creek	n/a
Turner Creek	Baucom, White Oak	Baucom
Underwood	Wilburn	n/a
Wake Forest	Heritage, Jones Dairy	n/a
Washington	Timber Drive, Wilburn	n/a
Weatherstone	Morrisville, Salem	Morrisville
Wendell	Carver, Lake Myra	Carver
West Lake	Swift Creek, Yates Mill	n/a
Wiley	Adams, Barwell Road, Wilburn	n/a
Willow Springs	Fuquay-Varina, Lincoln Heights	Fuquay-Varina

Middle & High School Calendar Application Changes

Current Middle School Base	Current Calendar Application School(s)	Proposed Calendar Application School
Martin	Lufkin Road, Pine Hollow	n/a
Moore Square	Carroll	n/a
Neuse River	Wendell	n/a
Oberlin	Pine Hollow	n/a
Reedy Creek	Lufkin Road, Salem	n/a
Wendell	Neuse River	n/a
Zebulon	Neuse River	n/a
Current High School Base	Current Calendar Application School	Proposed Calendar Application School
Southeast Raleigh	Middle Creek	n/a



Recommended Stability Rules for 2023-24

Stability Rules: Recommendation

- All existing students impacted by assignment changes are eligible to remain assigned to their current school with transfer status (no transportation) through the terminal grade of the school.
 - Rising Kindergarten/6th/9th siblings of existing students eligible to join their sibling with transfer status (no transportation) through the terminal grade of the school.

Families impacted by changes included in the adopted plan will be contacted as soon as possible with specific information regarding the process for requesting stability transfers

The online stability transfer request portal will be open for impacted families Nov 28 - Dec 9



Timeline / Next Steps

Timeline: 2023-2024 Enrollment Plan

- **May 3 – Initial Planning Discussion [BoE Work Session]**
 - May-June – Staff Hosts ThoughtExchange and Focus Groups
 - Community Stakeholders & District Leadership
 - May-September – Staff Develops Draft 1
- **September 20 – Presentation of Draft 1 [BoE Work Session]**
 - September-October – Staff Hosts Public Engagement Activities
 - October – Staff Refines Original Draft
- **October 18 – Presentation of Draft 2 [BoE Work Session]**
 - October-November - Staff Hosts Public Engagement Activities
 - November - Staff Prepares Final Draft
- **November 10 – Public Hearing for BoE**
- **November 16 – Presentation of Final Draft for Review [BoE Work Session]**
- **November 16 – Presentation of Final Plan for Approval [BoE Meeting]**

Next Steps: Impacted Families

Following approval of the 2023-24 Enrollment Plan

- General message will be sent to **all** families notifying them of the approved enrollment plan
- Specific message will be sent to families **directly impacted** by the approved changes (instructions regarding the stability transfer process will be included)
- **Stability transfer application will be available Nov 28 - Dec 9***
- Principals with students impacted will receive information regarding how to support families with submitting stability transfer requests
- Assignment notifications* will be sent to all families beginning December 1

** due to printing deadlines, printed assignment notifications will not reflect the results of stability transfer requests*

Next Steps: Application Processes

- *October 14, 2022 – Pre-Registration for 2023-2024 Opens*
 - *Magnet / Year-round Application Opens*
 - *Early College Application Opens*
- *October 15, 2022 - Early College Fair*
- *October 29, 2022 - Magnet and Early College Fair*
- **November 28, 2022 - Stability Transfer Application Period Opens**
- **December 9, 2022 - Stability Transfer Application Period Closes**
- **December 14, 2022 - Early College Application Closes**
- **January 25, 2023 - Magnet / Year-round Application Closes**
- **February 23, 2023 - Early College, Magnet & Year-round Results Posted**
- **February 24, 2023 - Official Transfer Application Period Opens**
- **March 10, 2023 - Official Transfer Application Period Closes**



Addendum

Board Policy 4150, Detail Maps, Prior Presentations

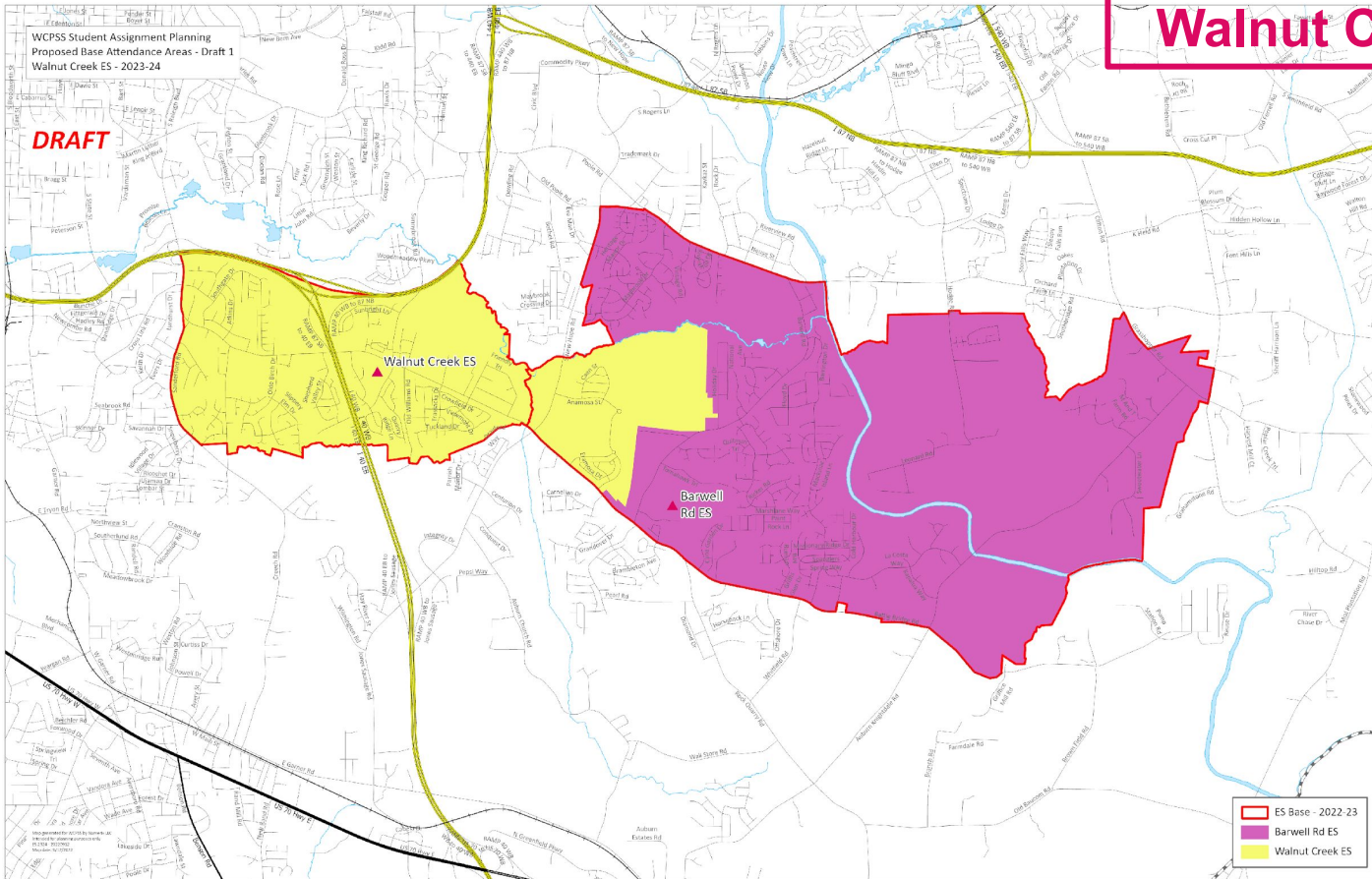
Board Policy 4150: Drawing of School Attendance Areas

Student Achievement	Stability	Proximity	Operational Efficiency
<i>To the extent practicable...</i>			
<p>student populations at each school will provide an optimal opportunity for academic success for all students</p>	<p>a student rising into a terminal grade (5th, 8th, 12th) who is reassigned will be provided an opportunity to stay at the current school for at least one additional year, siblings will also be provided an opportunity to attend for at least the one year period</p>	<p>base school assignments will be within a reasonable distance of the student's home</p>	<p>assignments will optimize the use of school facilities and transportation resources</p>
<i>Factors for consideration include:</i>			
<ul style="list-style-type: none"> • opportunity to apply to designate application schools • minimize high-concentrations of low-performing students • minimize high concentrations of students from low income families 	<ul style="list-style-type: none"> • additional opportunities to remain at the current school, including for siblings, may be included in the annual student enrollment plan • Early College and Magnet application assignments are valid through the terminal grade of the school 	<ul style="list-style-type: none"> • allow students living within the immediate vicinity of a school, defined by the assignment plan, to attend that school • minimize splitting of neighborhoods when developing base attendance areas 	<ul style="list-style-type: none"> • minimize under-enrolled schools • minimize over-crowded schools • maximize transportation efficiencies

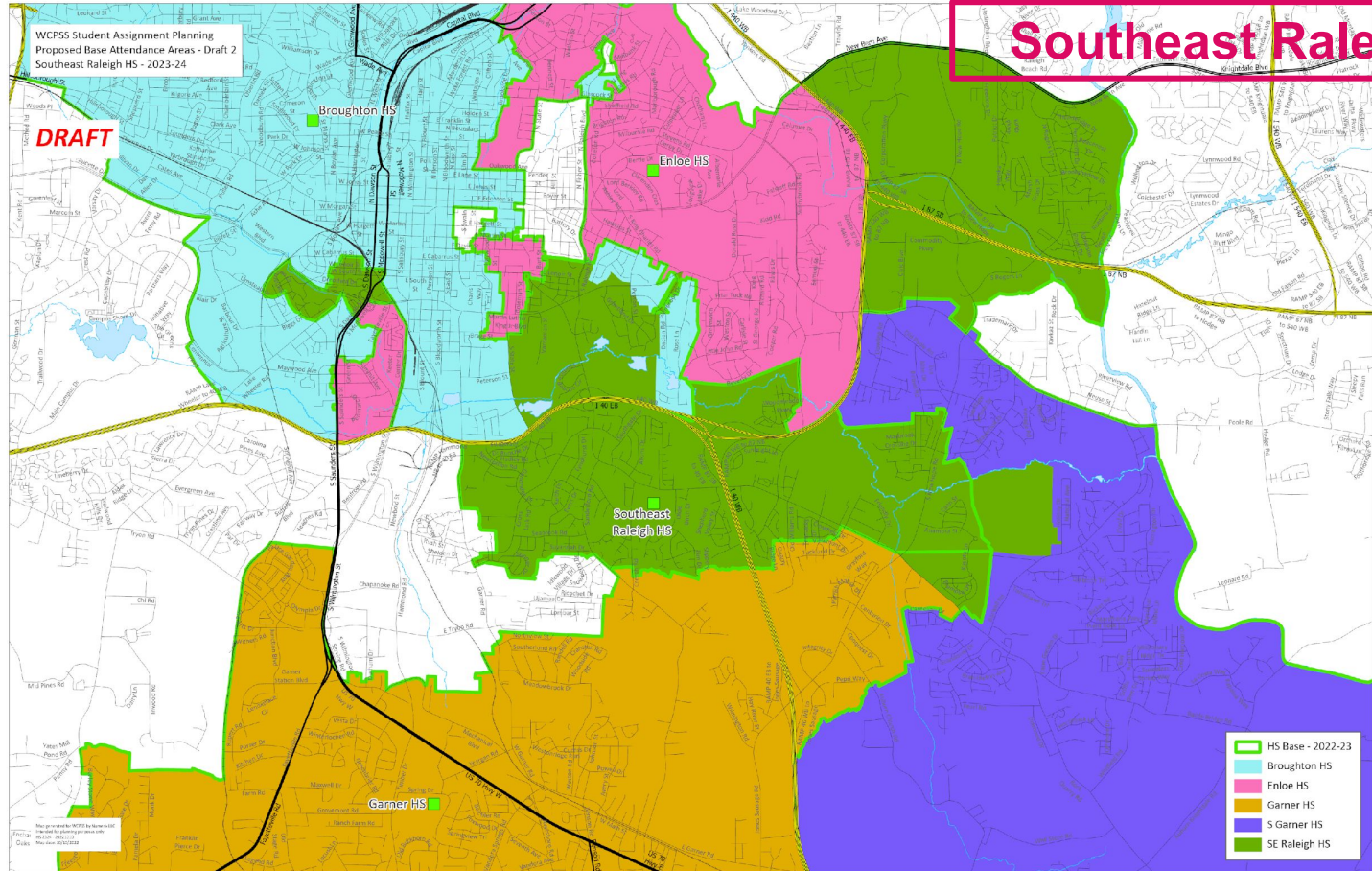


Detail Maps

Walnut Creek ES



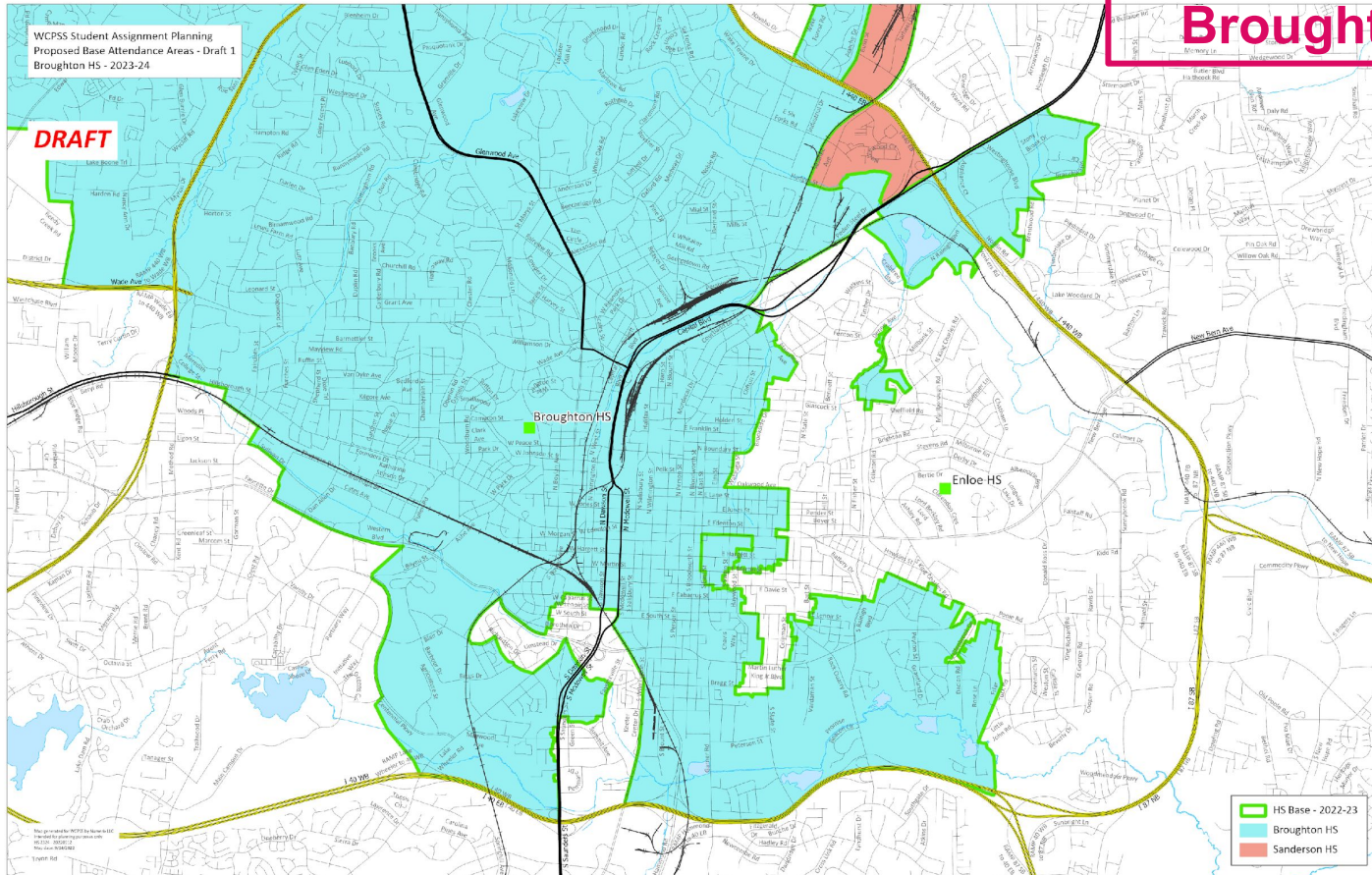
Southeast Raleigh HS



Broughton HS

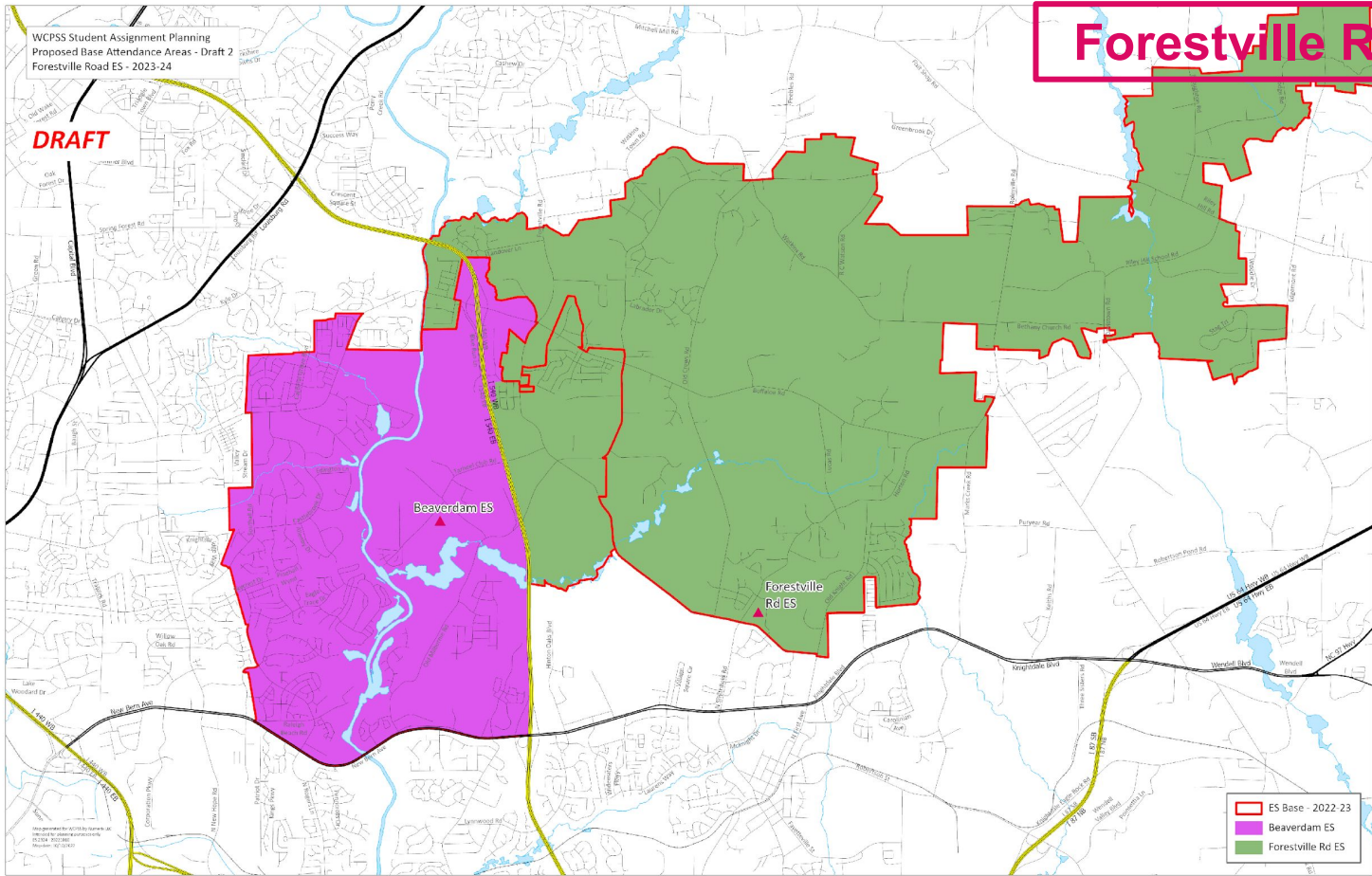
WCPSS Student Assignment Planning
Proposed Base Attendance Areas - Draft 1
Broughton HS - 2023-24

DRAFT



Forestville Road ES

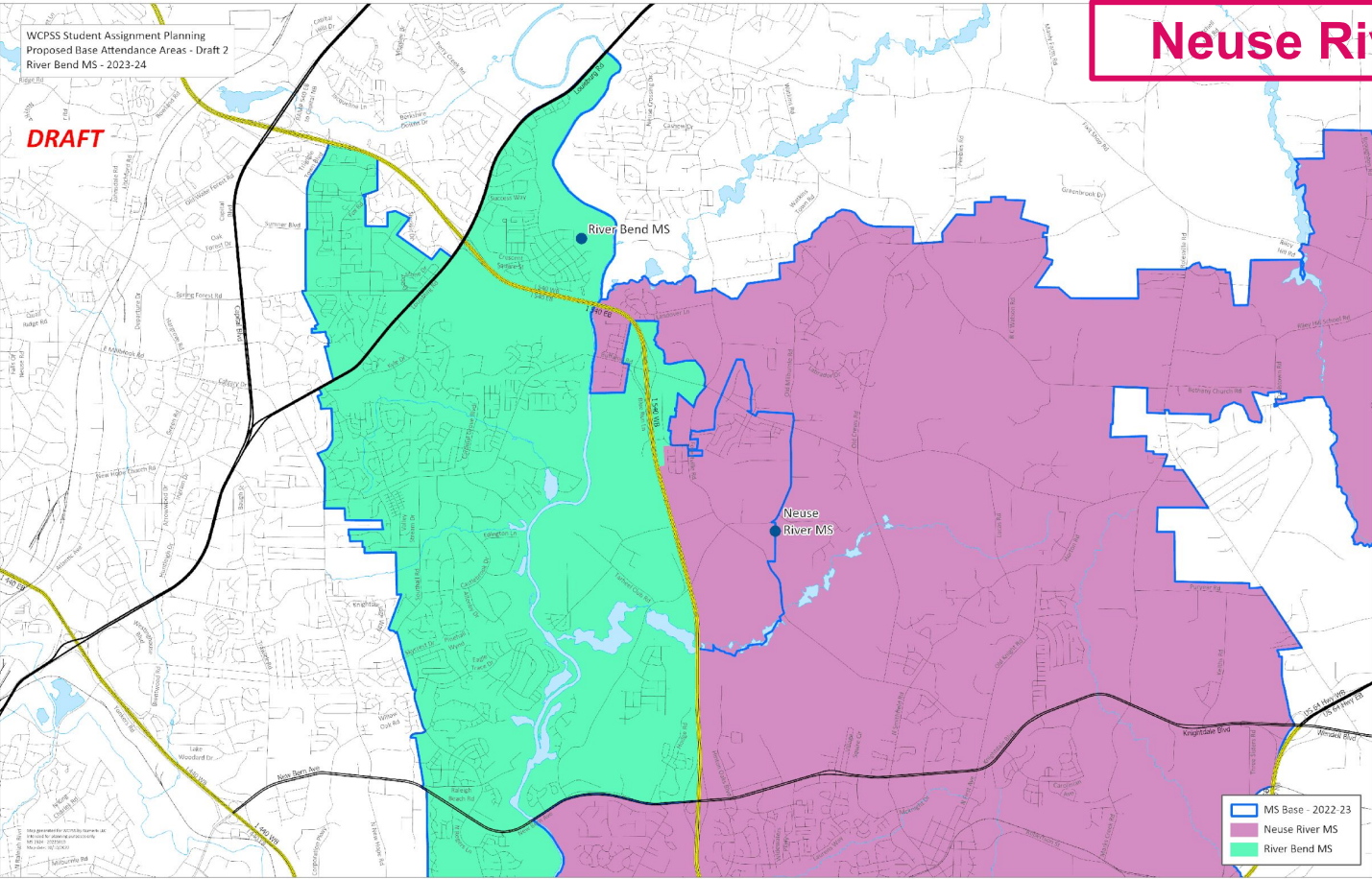
DRAFT



ES Base - 2022-23
Beaverdam ES
Forestville Rd ES

Neuse River MS

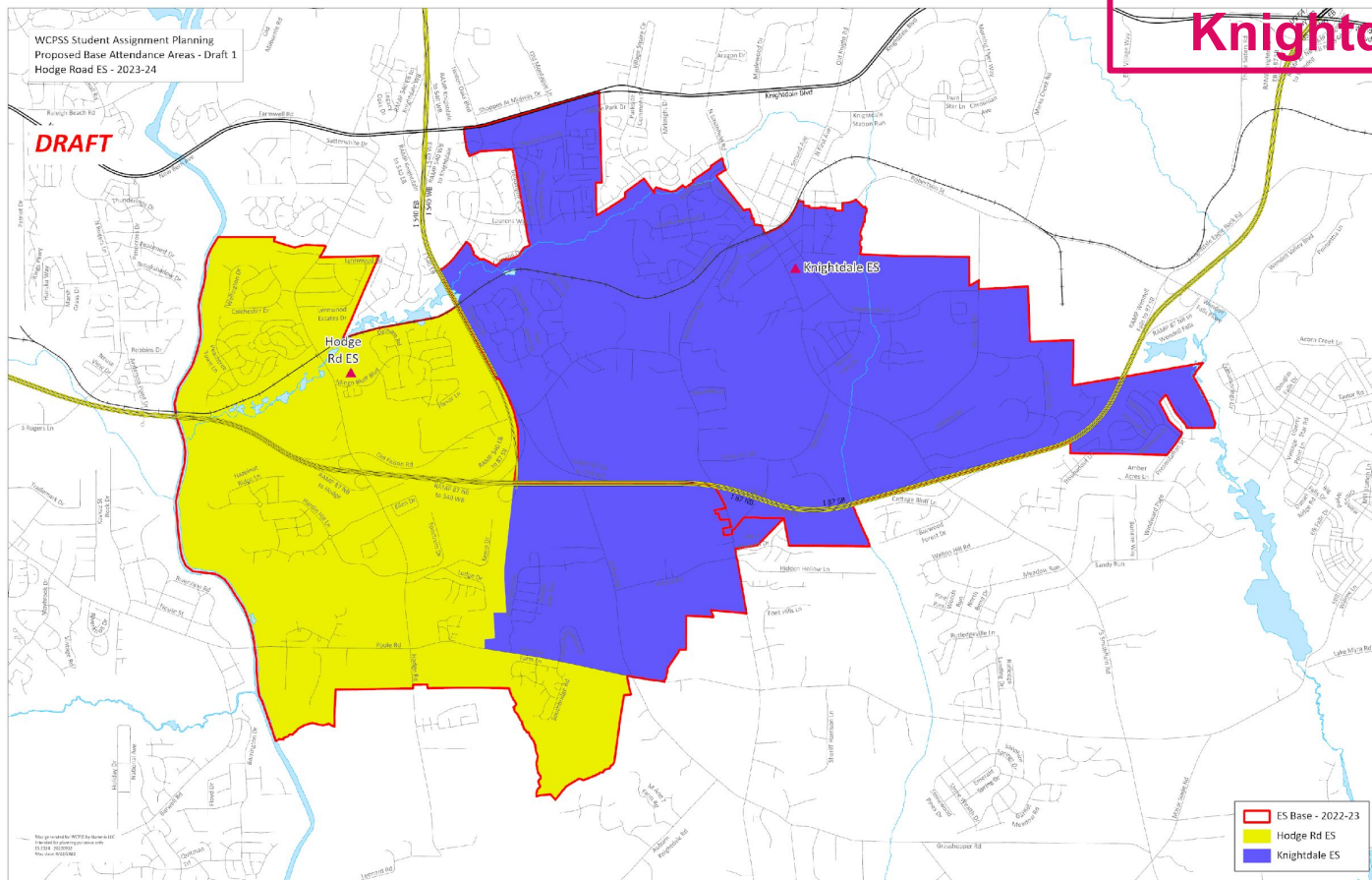
DRAFT



Knightsdale ES

WCPSS Student Assignment Planning
Proposed Base Attendance Areas - Draft 1
Hodge Rd ES - 2023-24

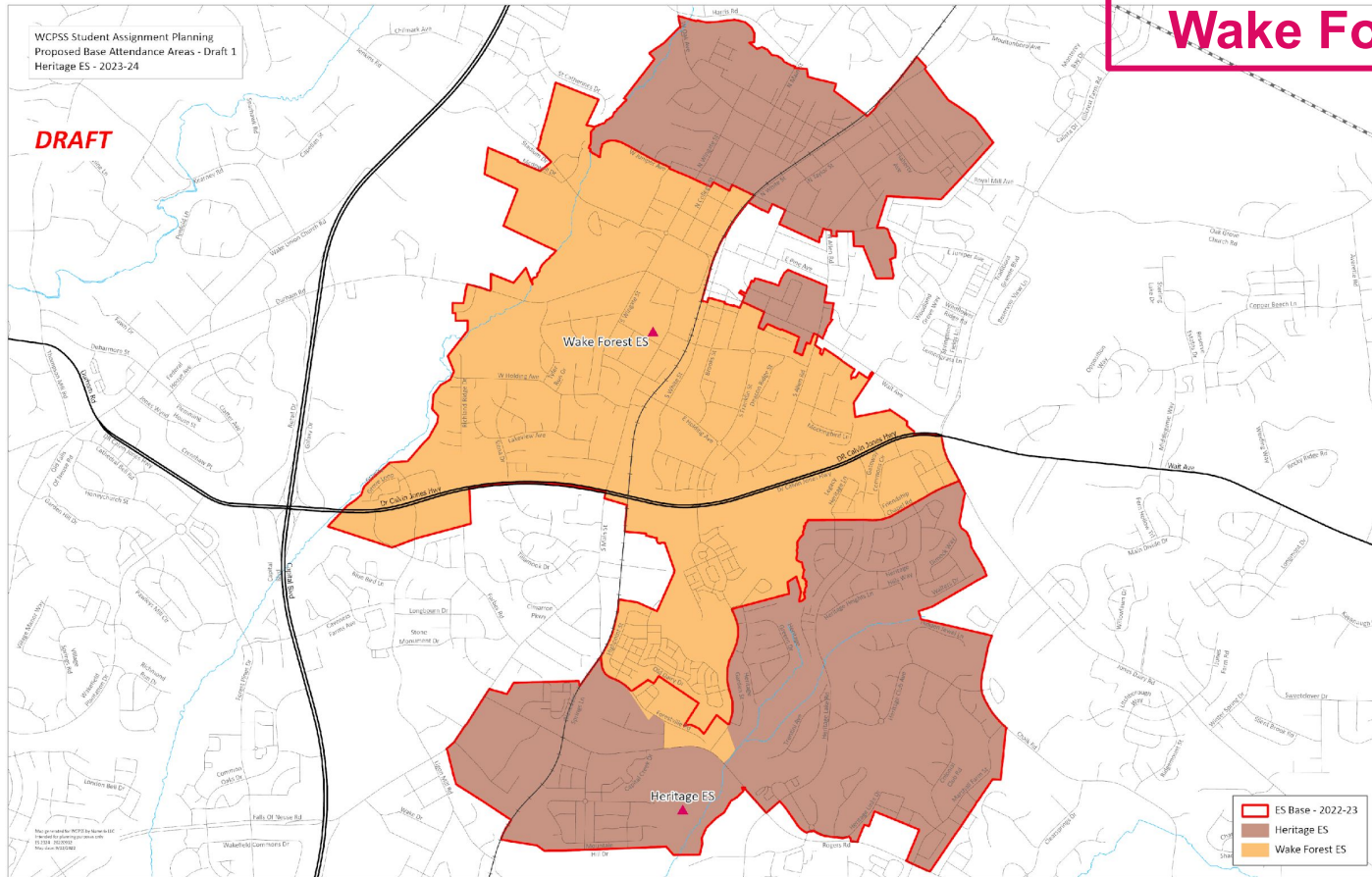
DRAFT



Wake Forest ES

WCPSS Student Assignment Planning
Proposed Base Attendance Areas - Draft 1
Heritage ES - 2023-24

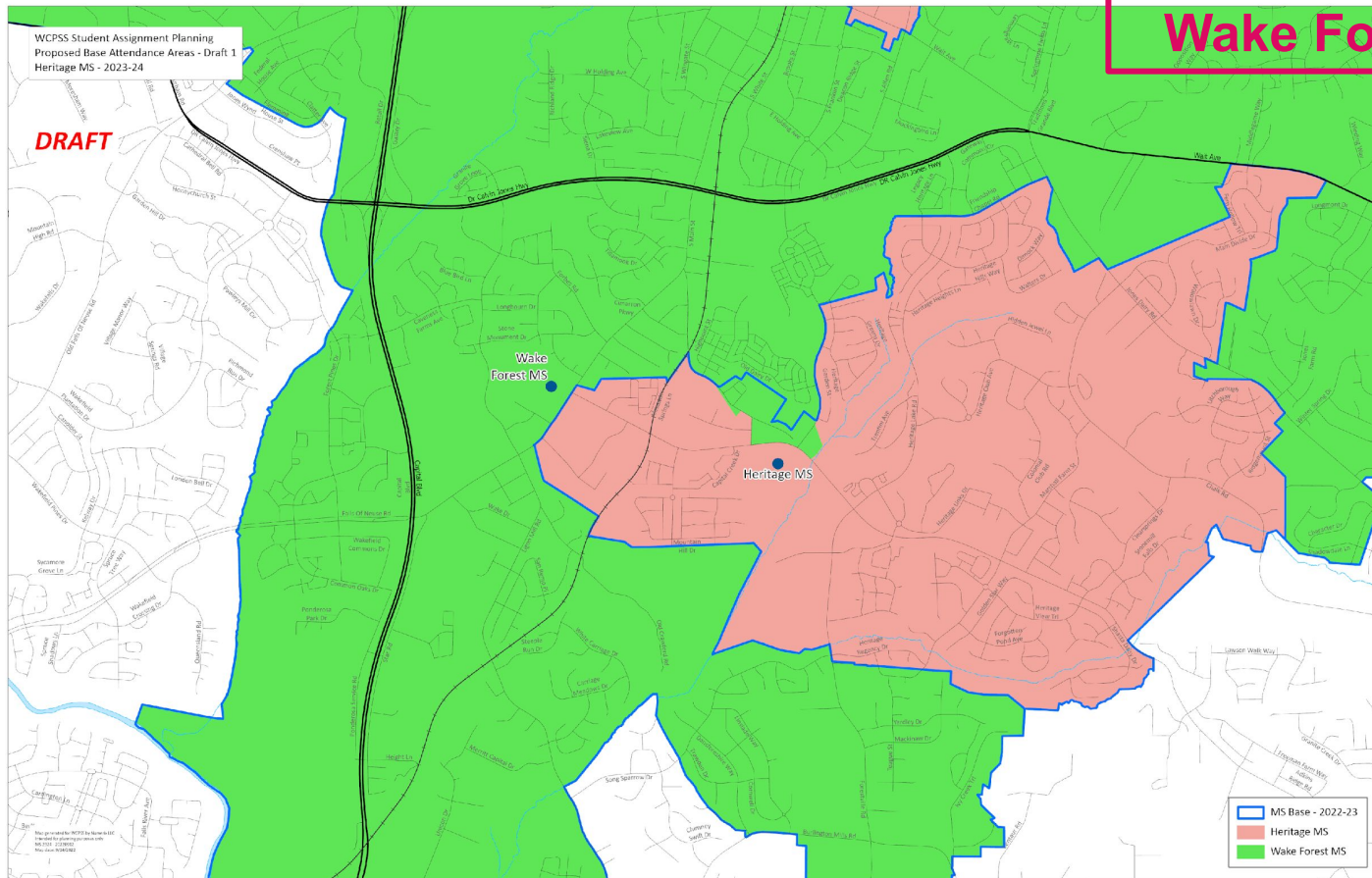
DRAFT



Wake Forest MS

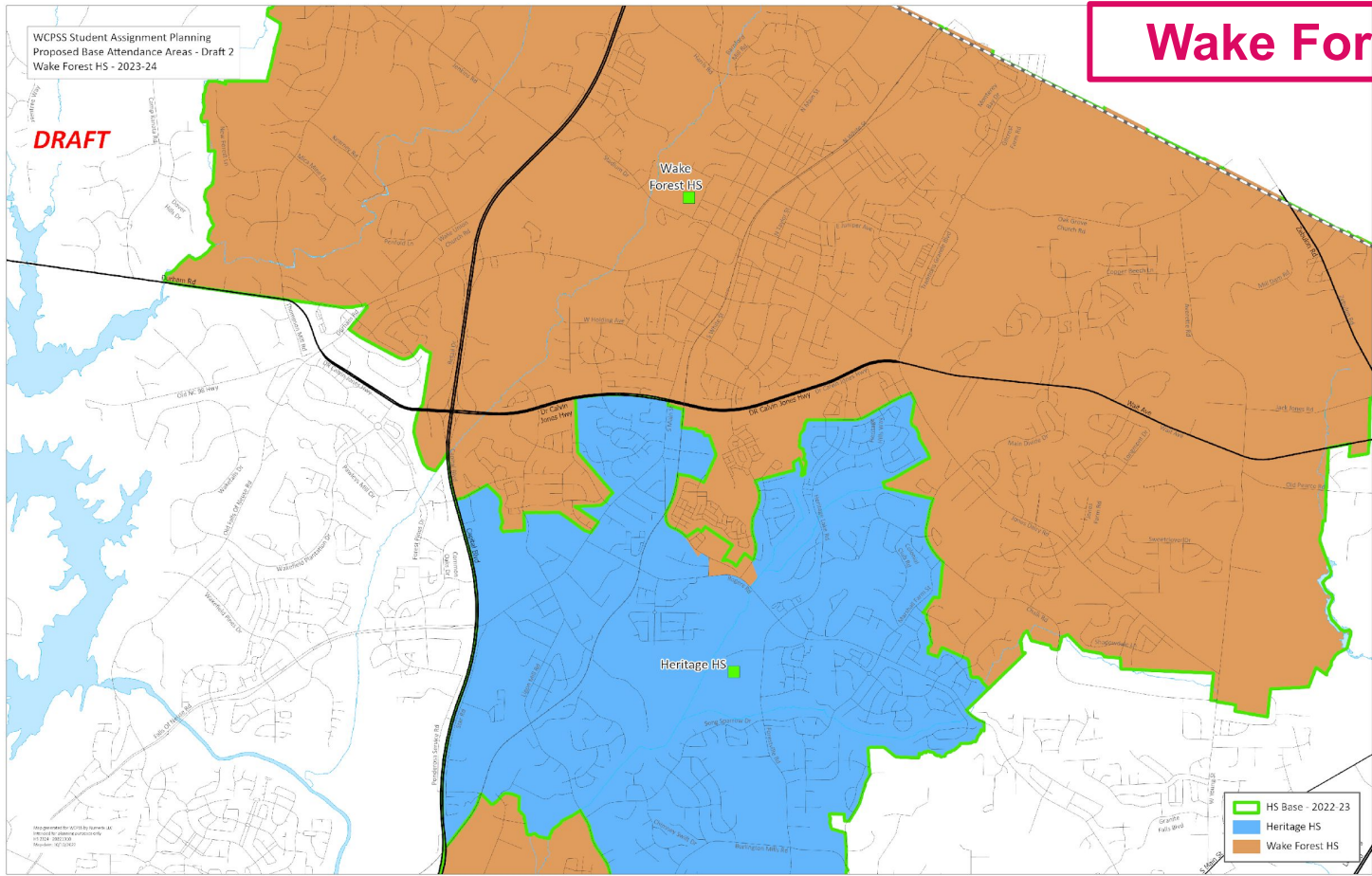
WCPSS Student Assignment Planning
Proposed Base Attendance Areas - Draft 1
Heritage MS - 2023-24

DRAFT



Wake Forest HS

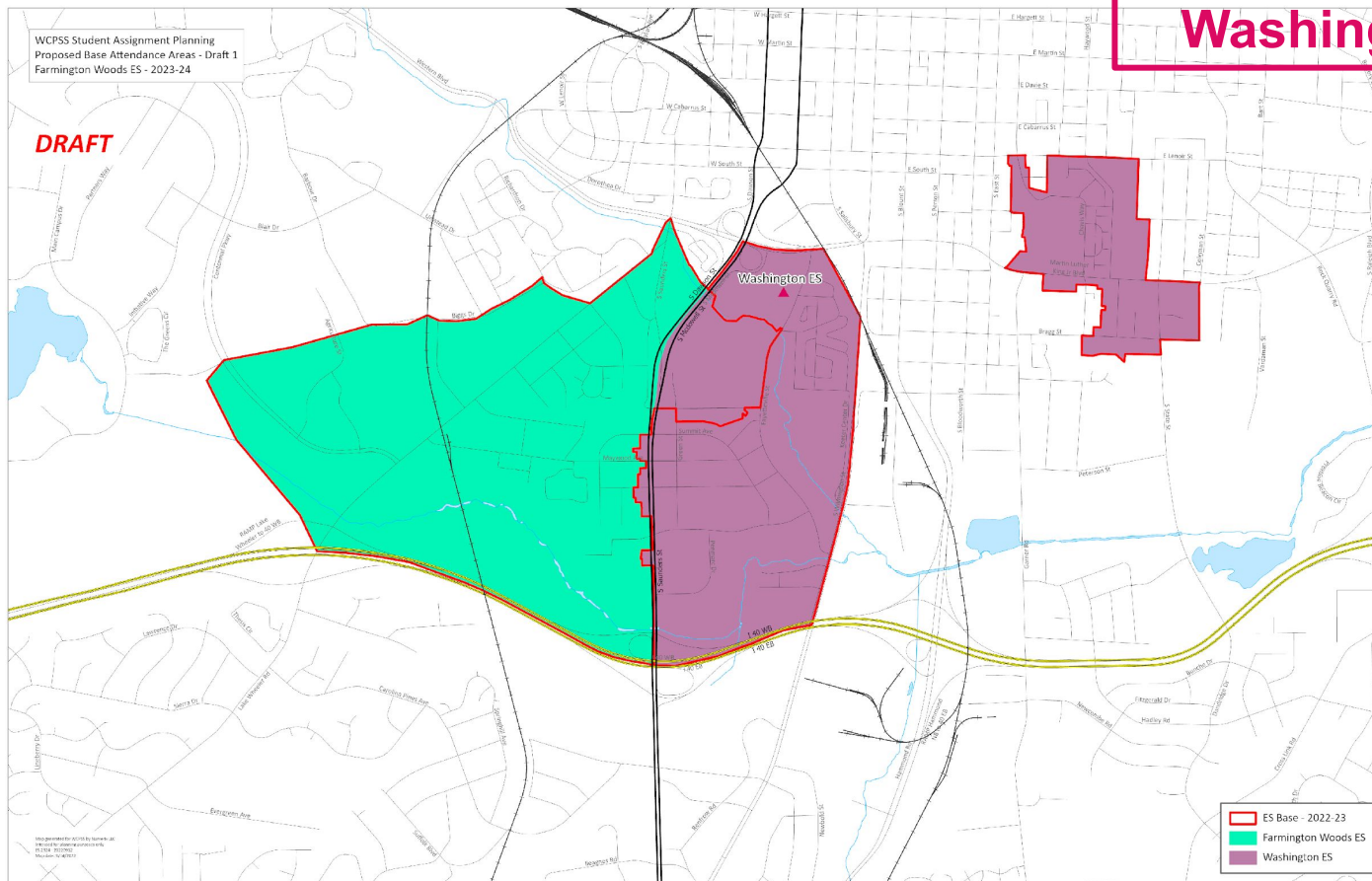
DRAFT



Washington ES

WCPSS Student Assignment Planning
Proposed Base Attendance Areas - Draft 1
Farmington Woods ES - 2023-24

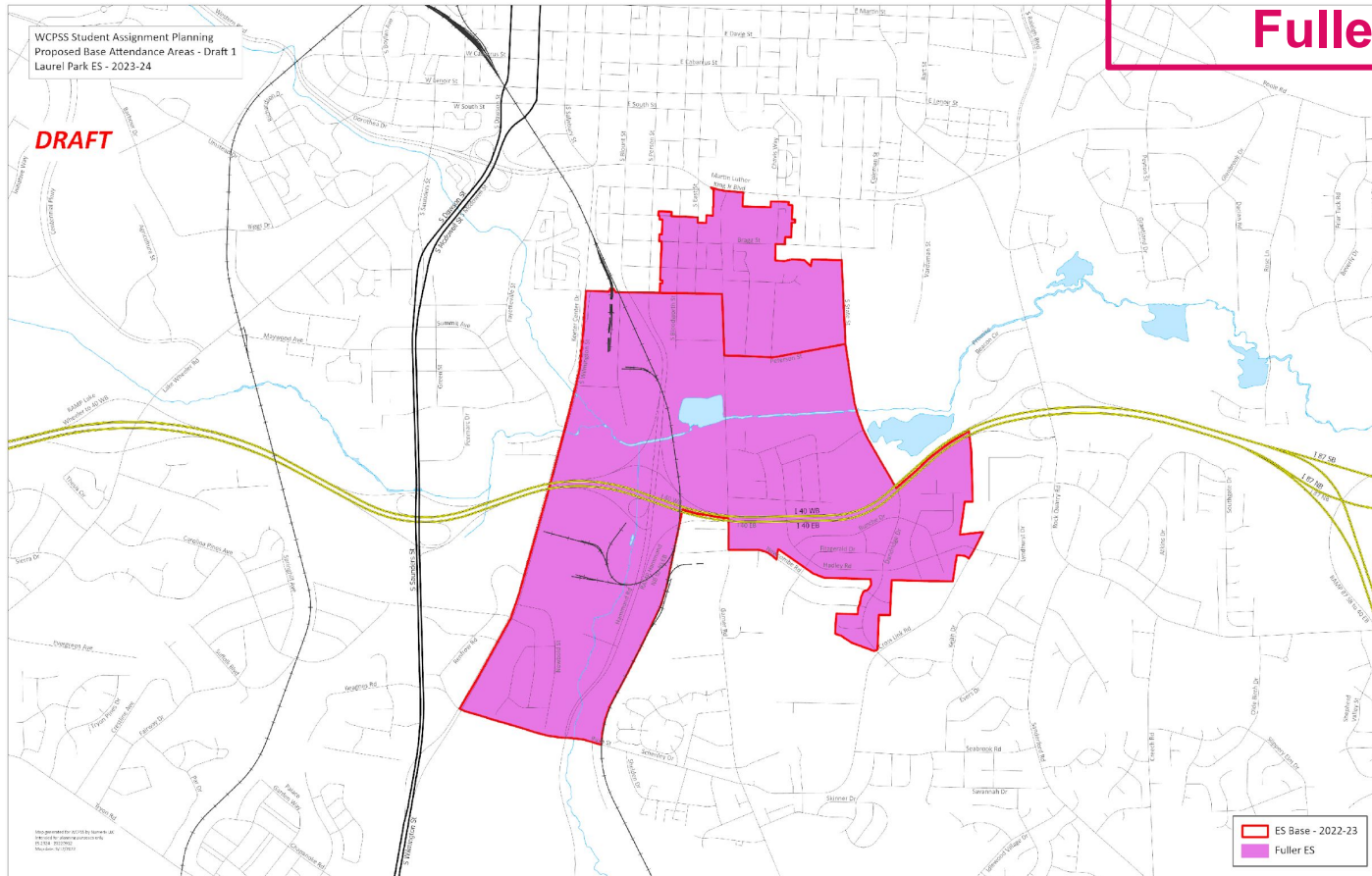
DRAFT



Fuller ES

WCPSS Student Assignment Planning
Proposed Base Attendance Areas - Draft 1
Laurel Park ES - 2023-24

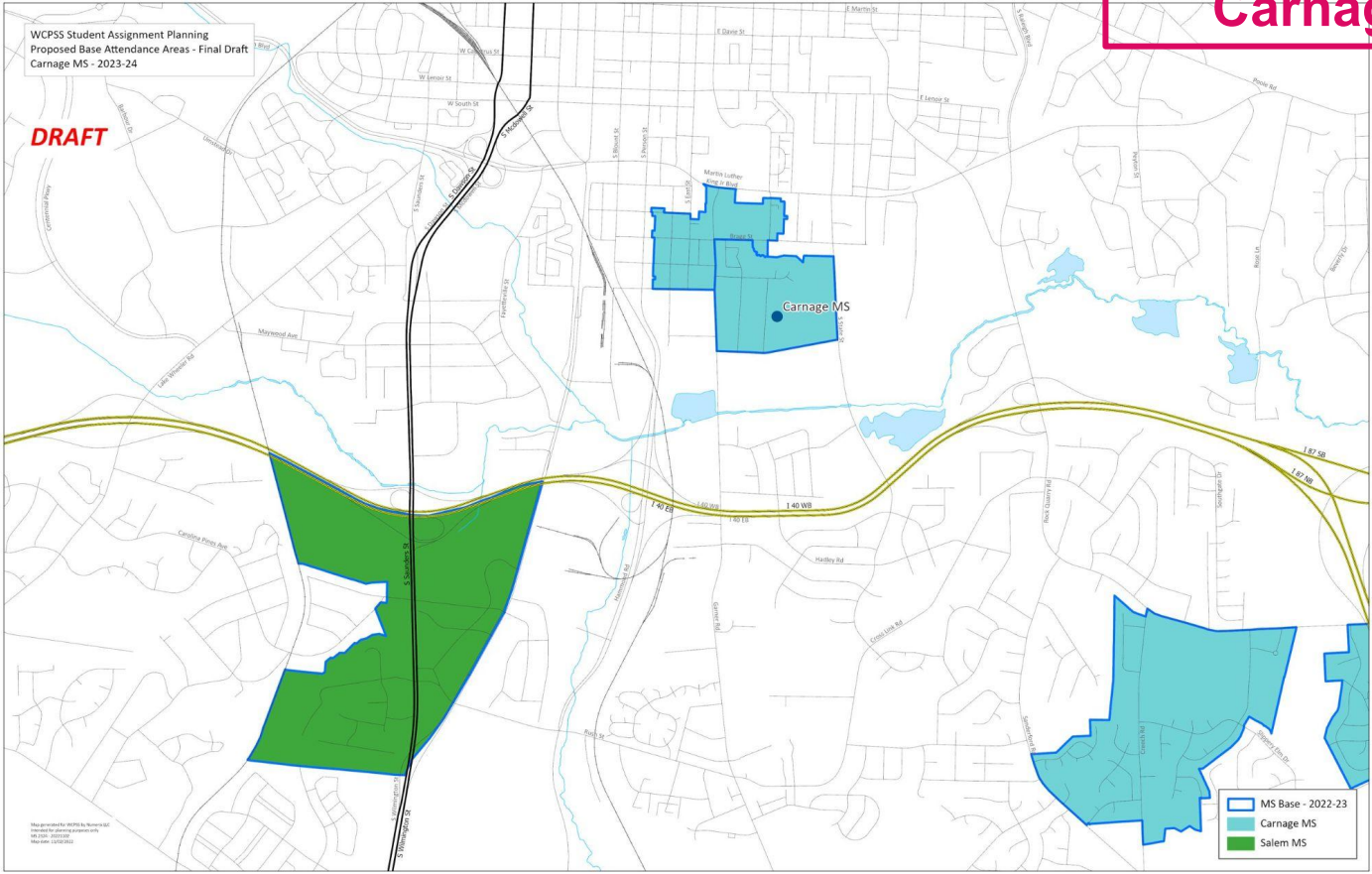
DRAFT



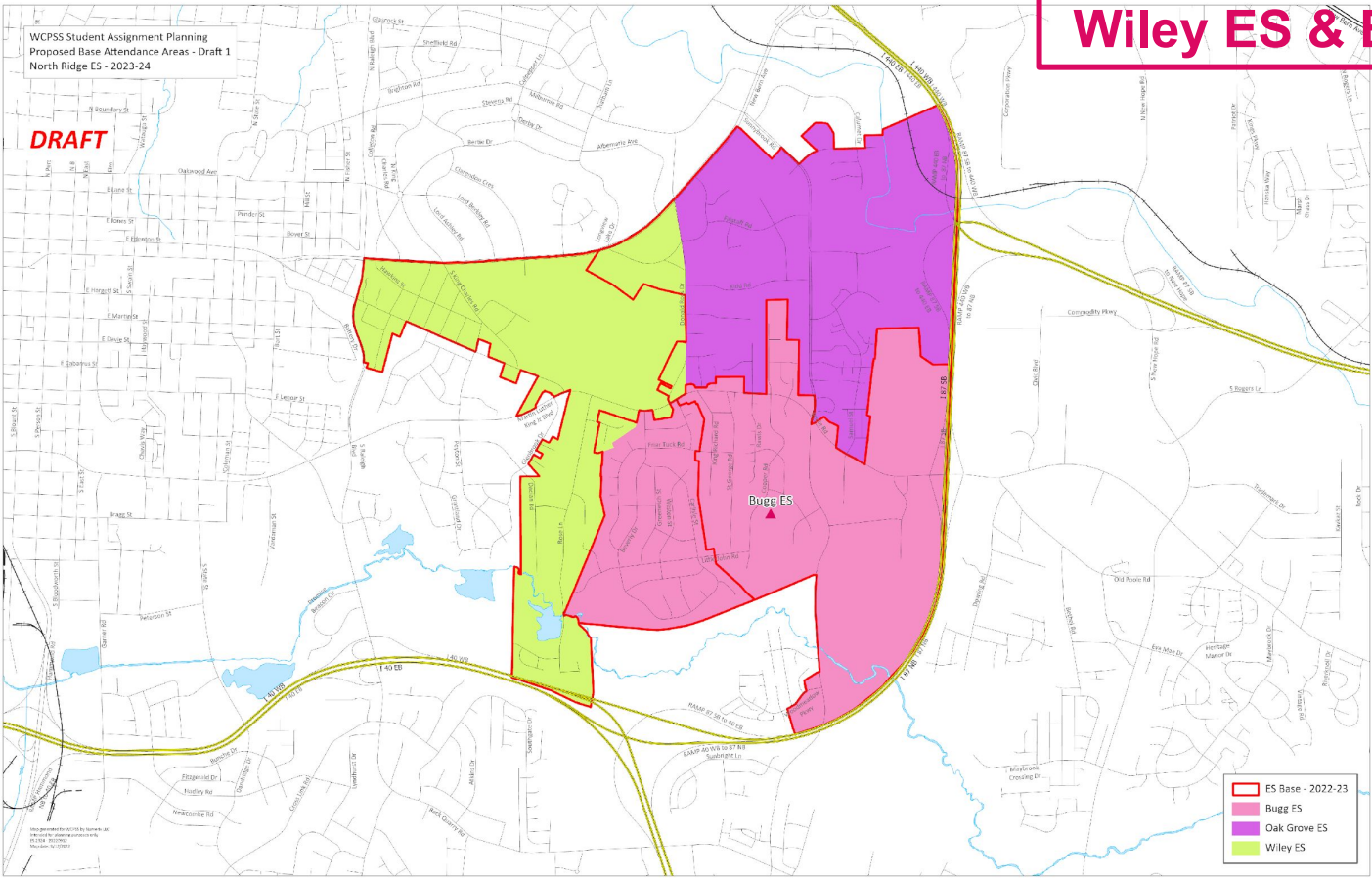
Map generated by WCPSS by Tomerik, Inc.
© 2023 Tomerik, Inc.
All rights reserved.
11/15/2023 10:00 AM

ES Base - 2022-23
Fuller ES

Carnage MS



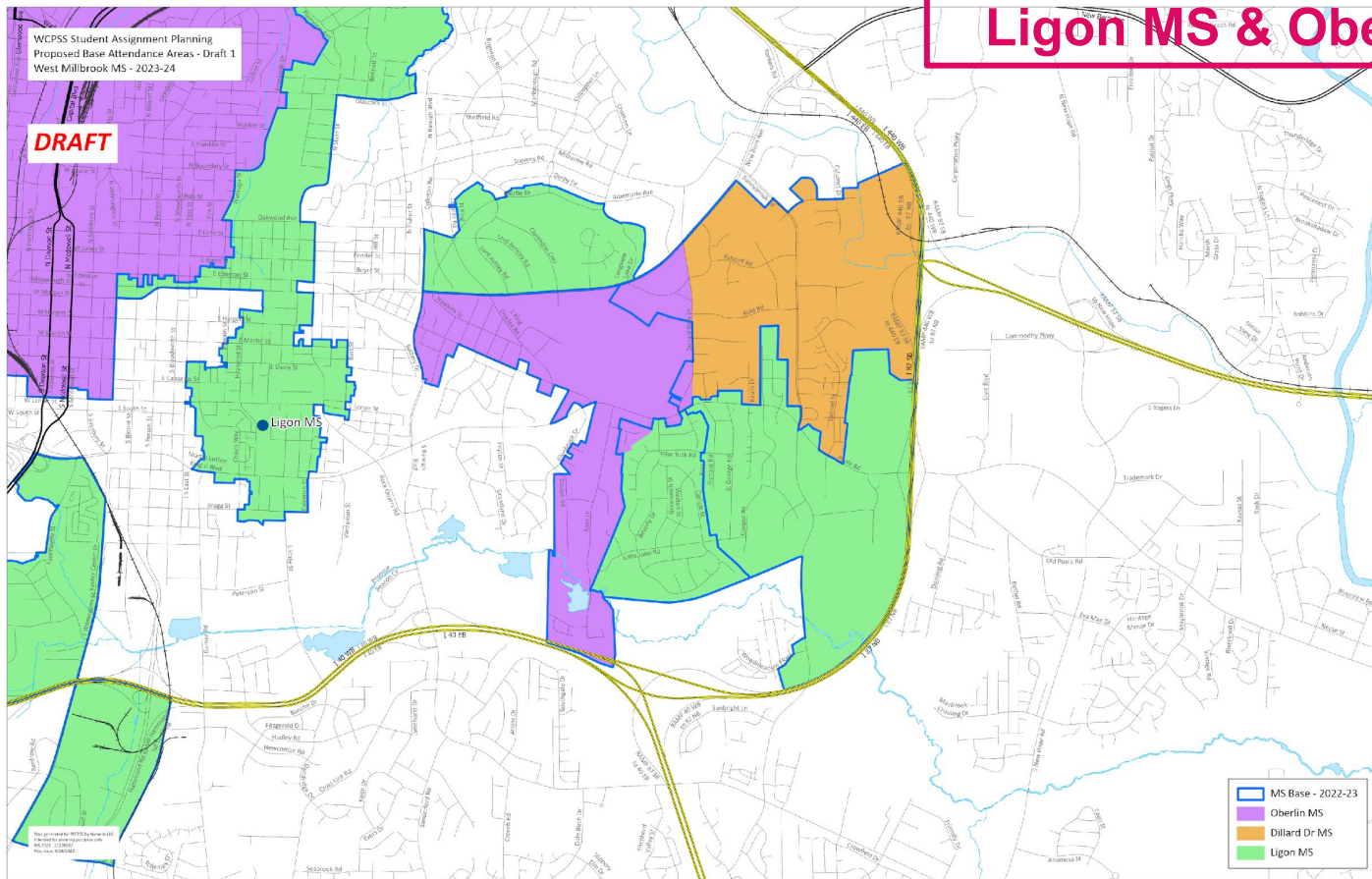
Wiley ES & Bugg ES



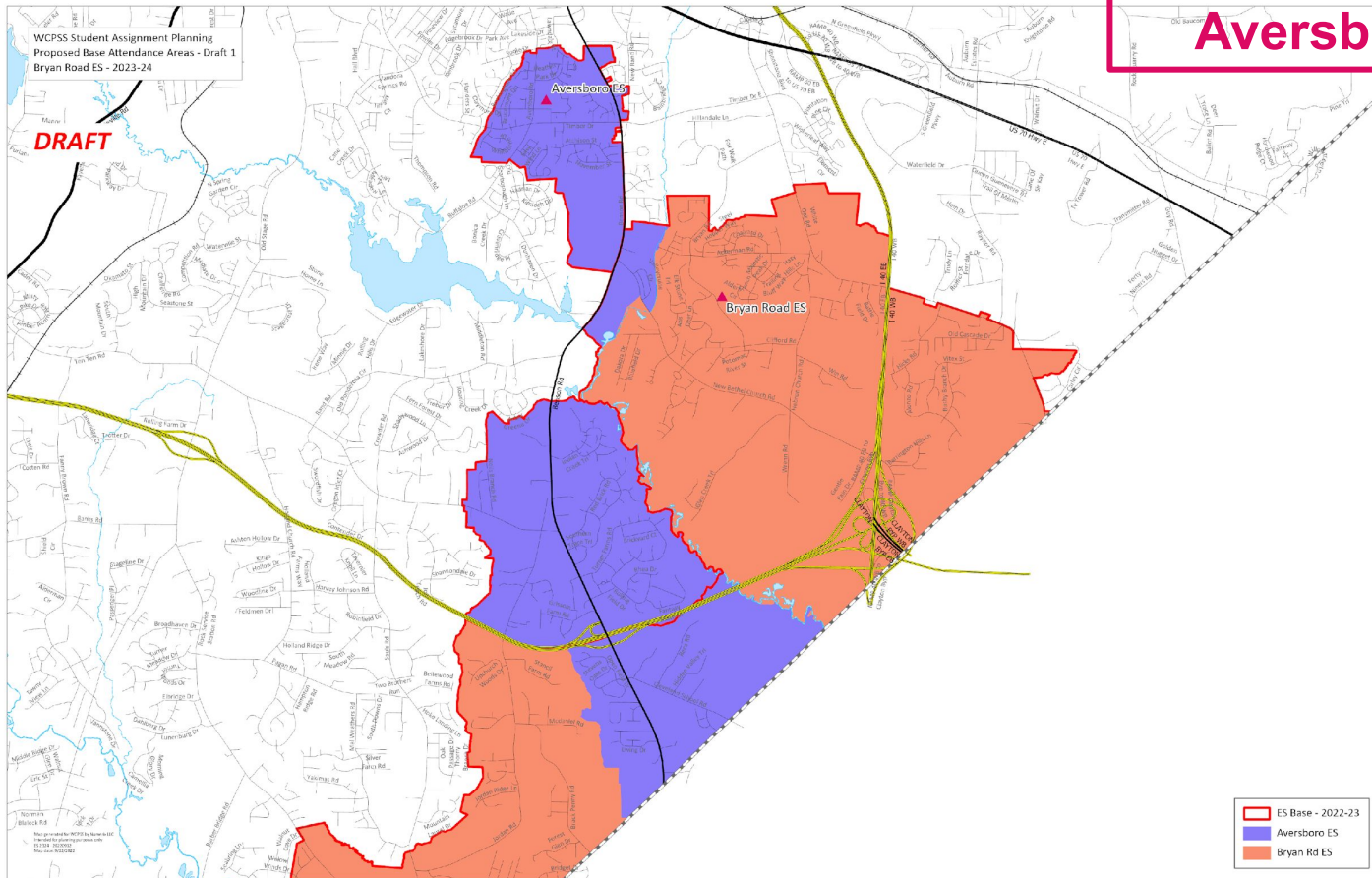
Ligon MS & Oberlin MS

WCPSS Student Assignment Planning
Proposed Base Attendance Areas - Draft 1
West Millbrook MS - 2023-24

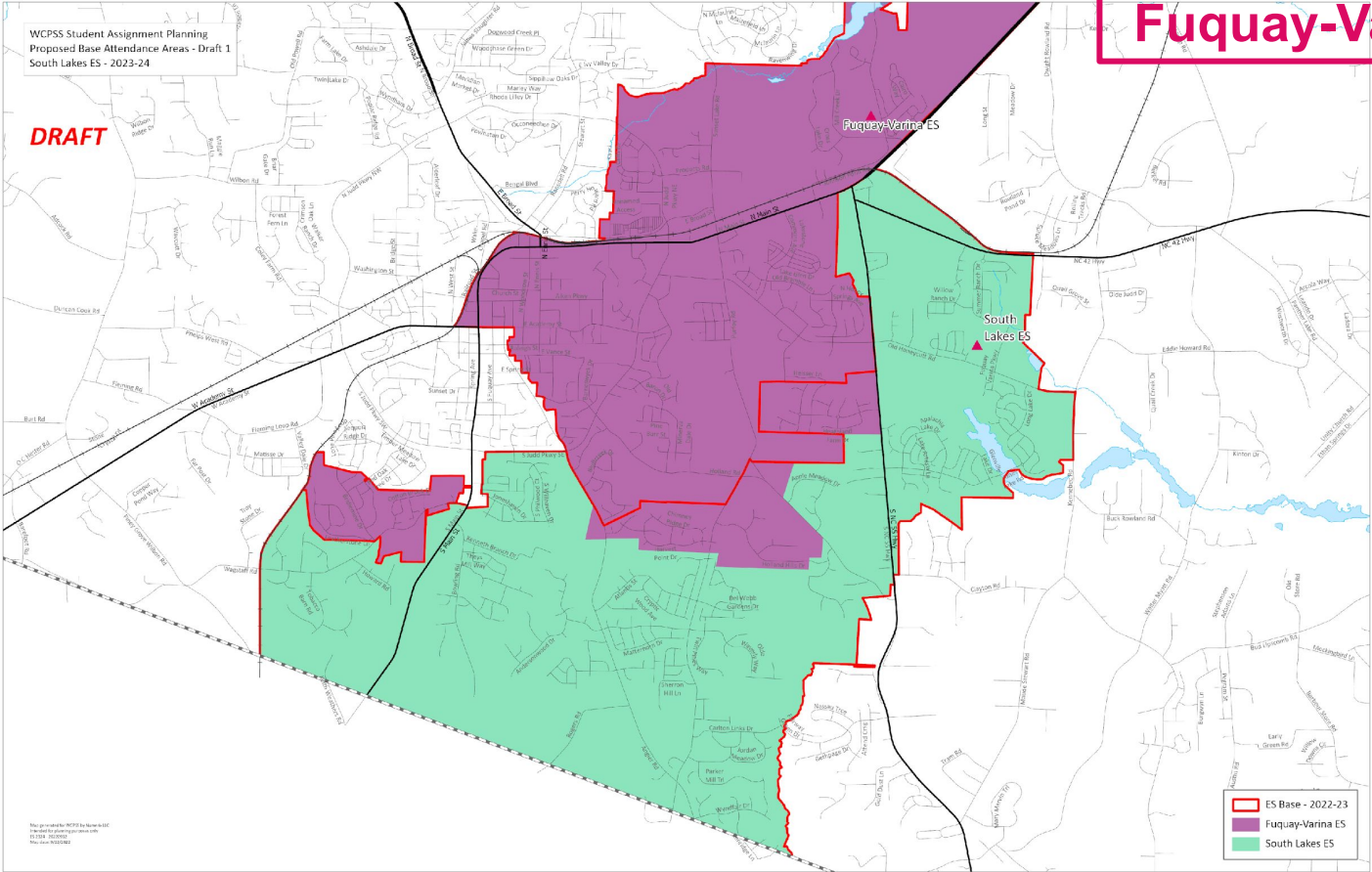
DRAFT



Aversboro ES



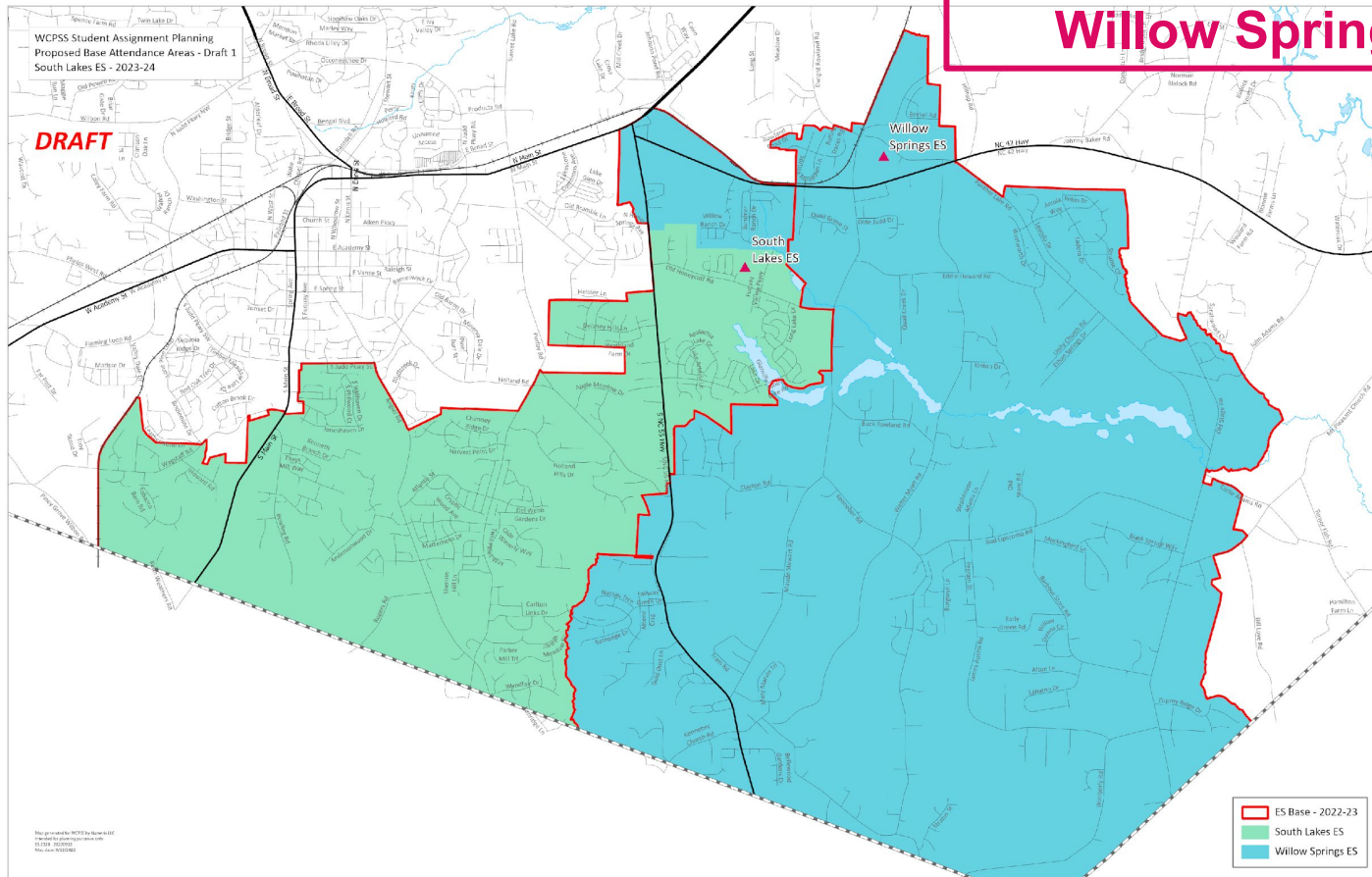
Fuquay-Varina ES



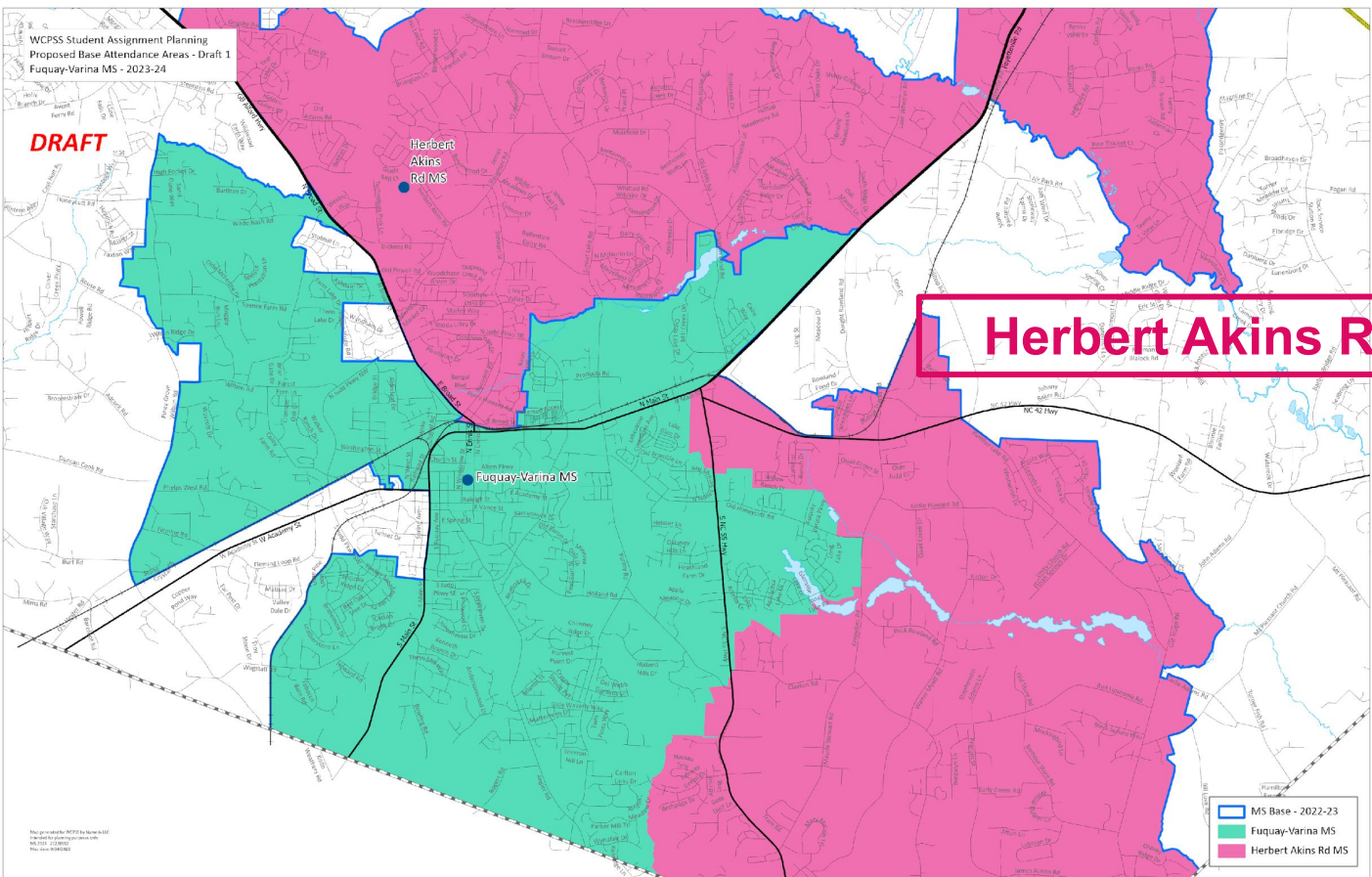
Willow Springs ES

WCPSS Student Assignment Planning
Proposed Base Attendance Areas - Draft 1
South Lakes ES - 2023-24

DRAFT



DRAFT

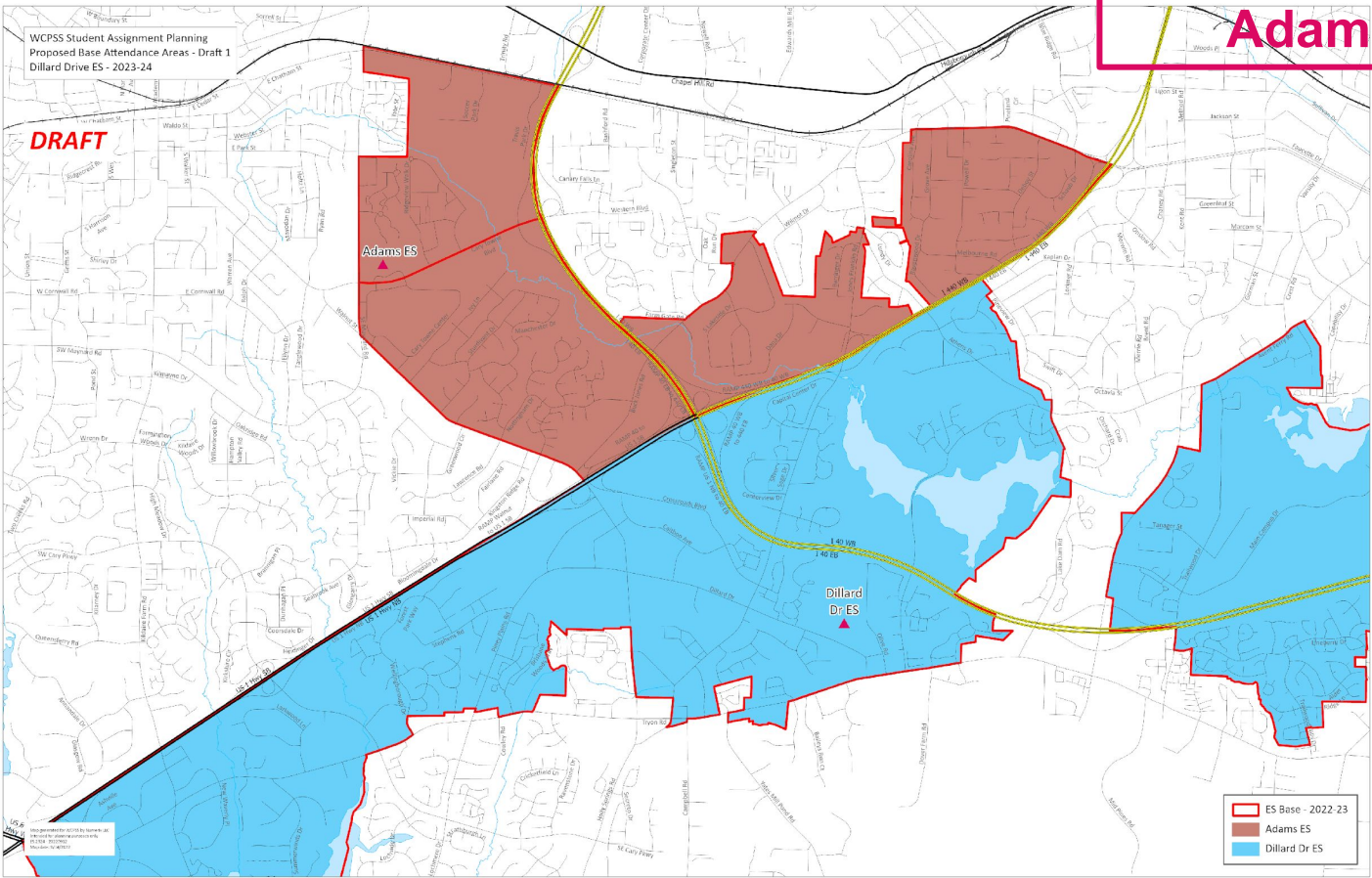


Herbert Akins Road MS

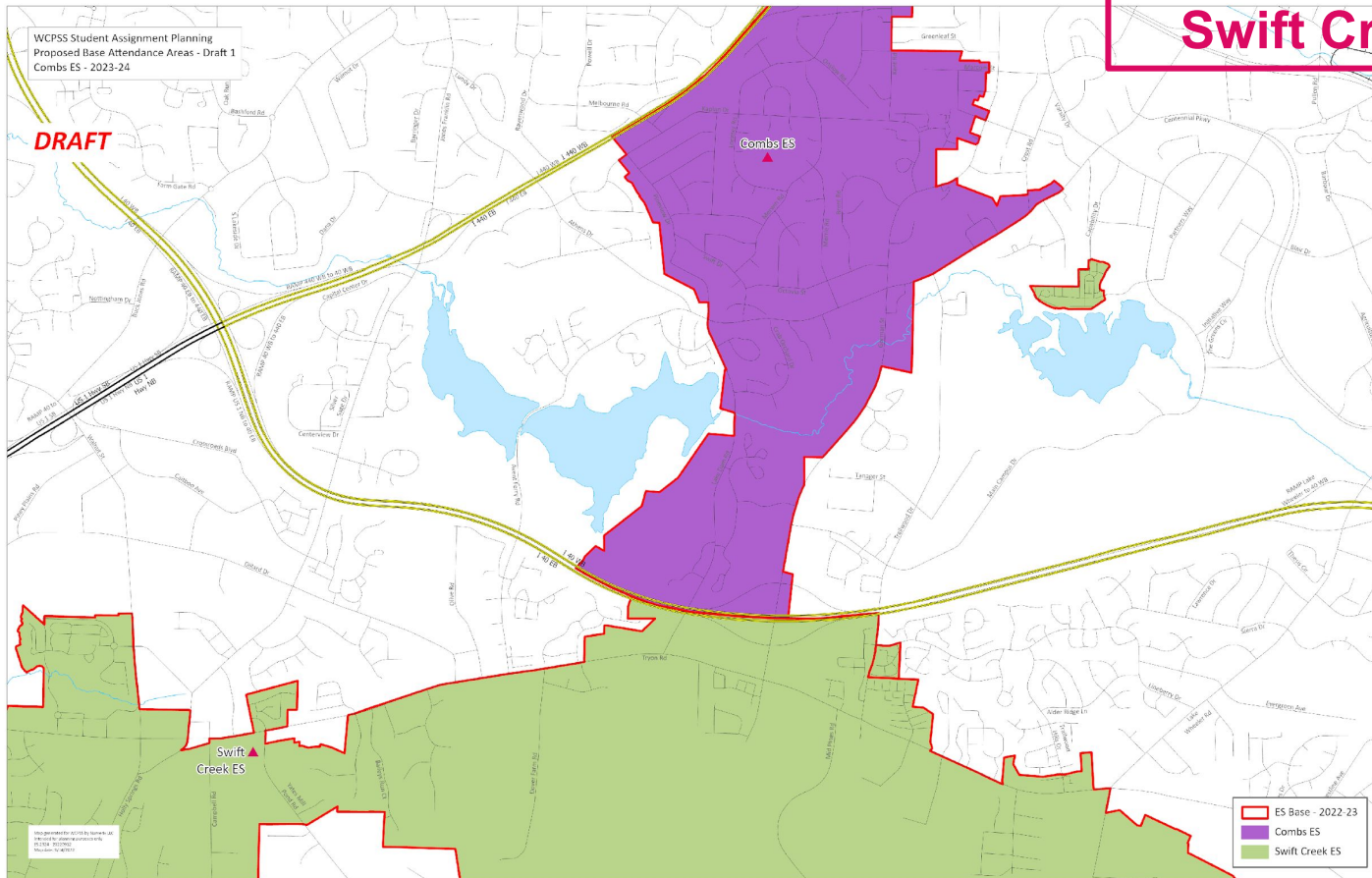
- MS Base - 2022-23
- Fuquay-Varina MS
- Herbert Akins Rd MS

Map generated by WCPSS by ArcGIS Online
Map Date: 02/22/2023
Map Scale: 1000000

Adams ES



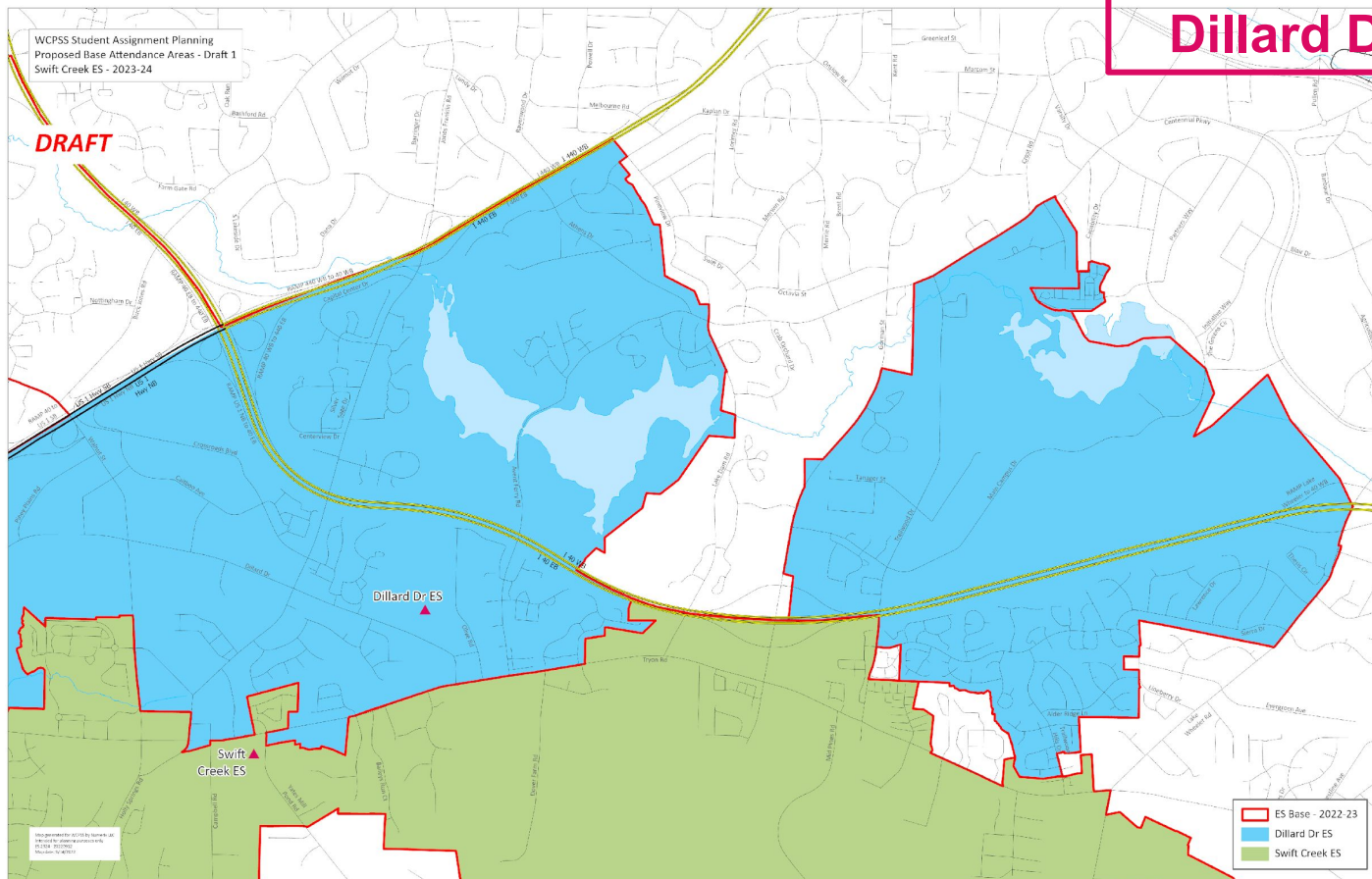
Swift Creek ES



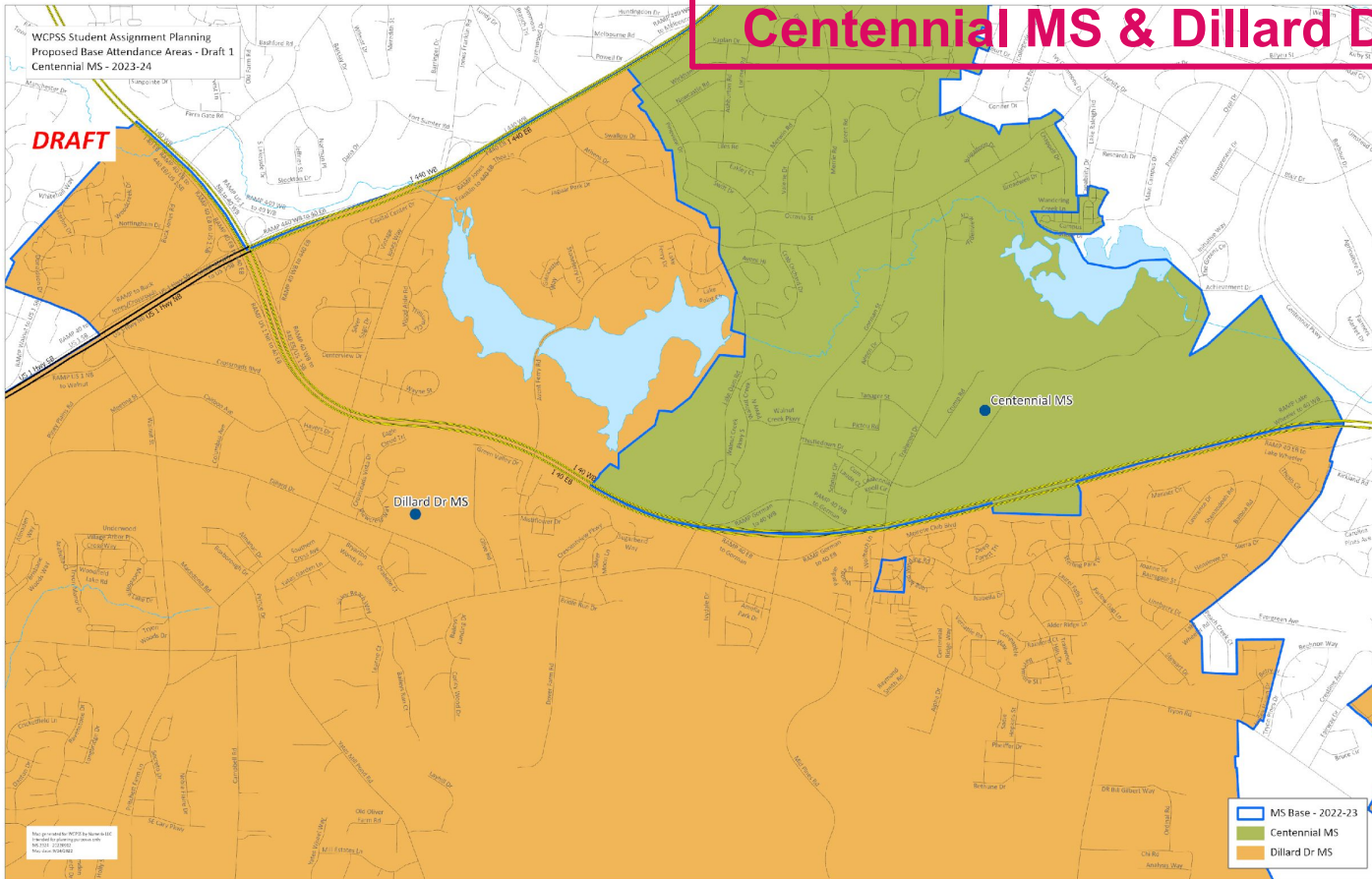
Dillard Drive ES

WCPSS Student Assignment Planning
Proposed Base Attendance Areas - Draft 1
Swift Creek ES - 2023-24

DRAFT

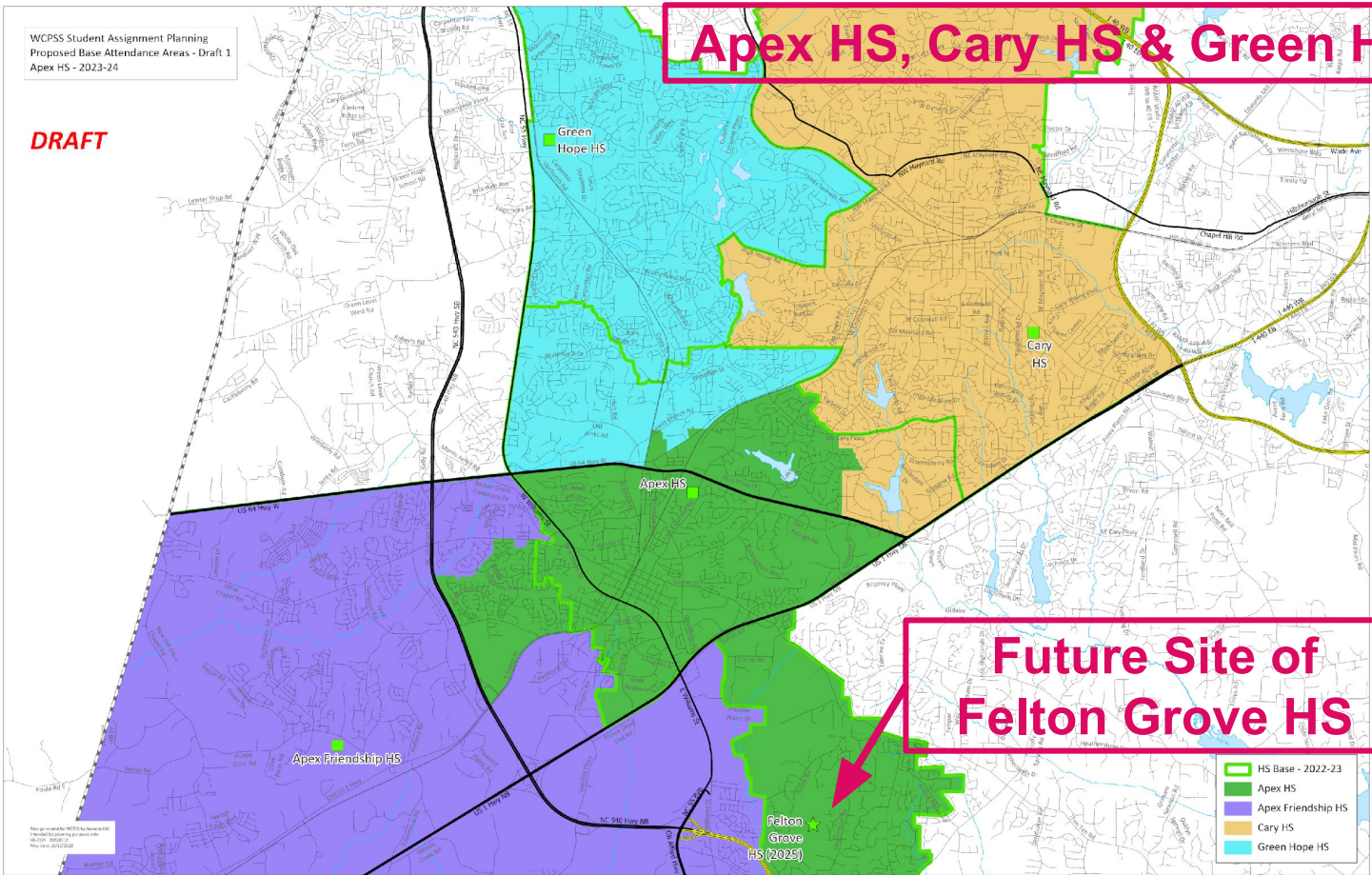


Centennial MS & Dillard Drive MS



DRAFT

Apex HS, Cary HS & Green Hope HS



Prior Presentations

Items Included in the Agenda Attachments for the Work Session:

- Draft #2: WCPSS 2023-24 Enrollment Plan (pdf file)
 - Original presentation as shared during the Board Work Session on October 18, 2022
- Draft #1: WCPSS 2023-24 Enrollment Plan (pdf file)
 - Original presentation as shared during the Board Work Session on September 20, 2022, **with technical corrections included**

Note: Base Population Report and School Population Report previously posted with September 20, 2022 Board materials